

Fort Worth Police Department

Use of Force Analysis Report

Use of Force Coordinator Captain Pawel Nabialek

February 2026



The purpose of this report is to provide accurate statistical data as it relates to the Use of Force within Fort Worth PD. This report includes data on all reported FWPD Use of Force related incidents within this reporting period. The following systems were used to capture the included data:

- RMS Reporting System
- Blue Team
- IA Pro
- Force Analysis Section

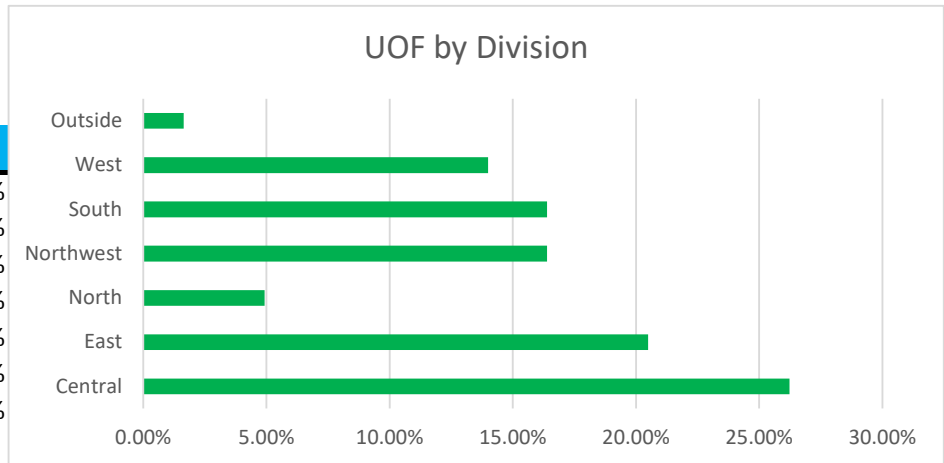
General Information

Total number of calls for service:		26,782	
Total number of custodial arrests:			1,835
Total number of subjects on which force was used:	155	0.58%	8.45%
Total number of intermediate force or greater:	53	0.20%	2.89%
Total number of low level force used:	102	0.38%	5.56%

Force Information

UOF by Division

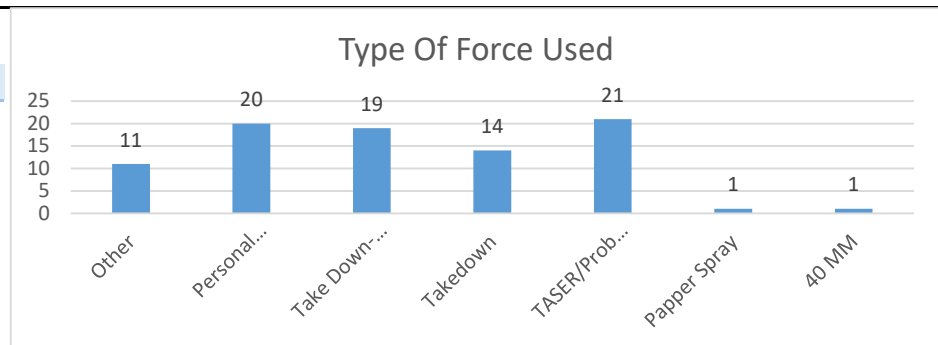
Division	%
Central	26.23%
East	20.49%
North	4.92%
Northwest	16.39%
South	16.39%
West	13.99%
Outside	1.64%



A14's beat encompasses the W. 7th Street corridor and had 2 total uses of force.
 This is **6.5%** of Central Division's total uses of force.

Force Information Continued

Type of Force	Count
Gun Point	89
Other	11
Personal Weapons Strike	20
Take Down- No Injury	19
Takedown	14
TASER/Probe/Drivestun	21
Papper Spray	1
40 MM	1



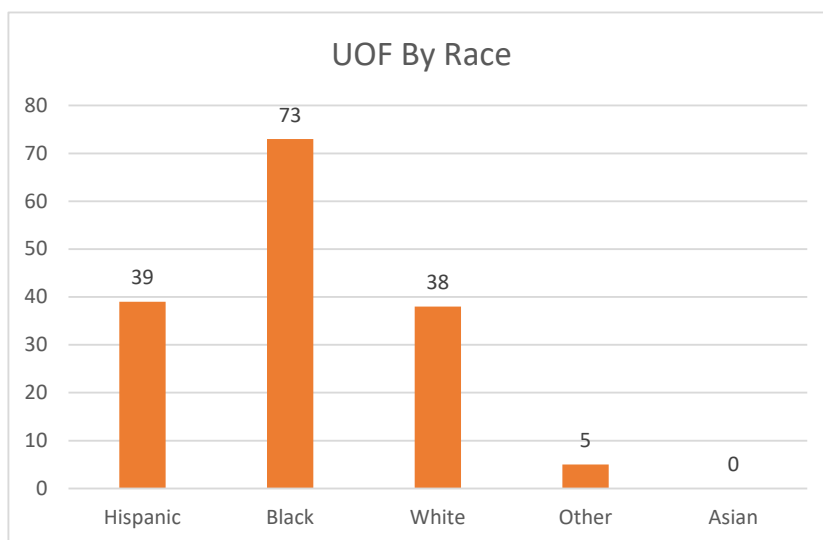
Subject Information

Average age of the subjects on which force was used:	33	
Number of subjects injured during the use of int. level force:	37	23.9%
Number of subjects who were mental app'ed:	4	2.6%
Number of suspects who were arrested:	113	72.9%
Incidents where mental health may have played a role:	13	8.4%
Incidents where alcohol may have played a role:	20	12.9%
Incidents where narcotics may have played a role:	4	2.6%

Subjects by Gender:	Male:	114	73.55%
	Female:	41	26.45%

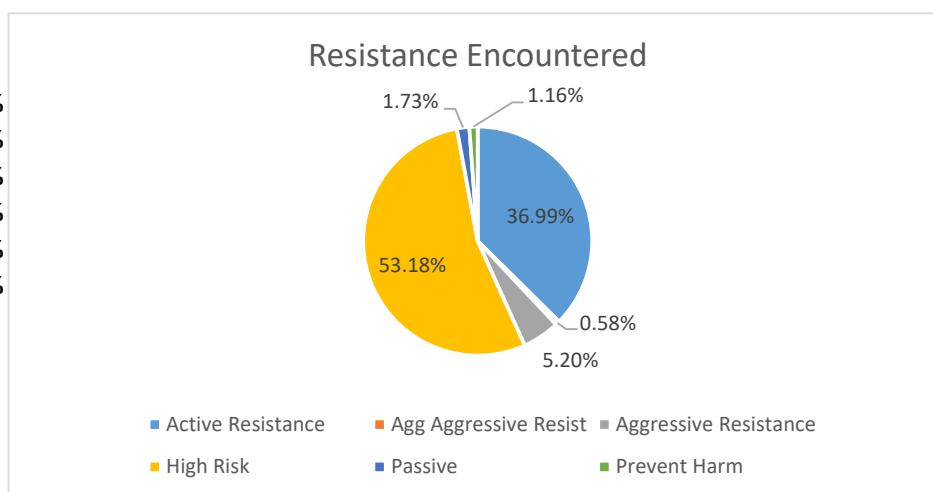
Subjects by Race

Hispanic	39	25.16%
Black	73	47.10%
White	38	24.52%
Other	5	3.23%
Asian	0	0.00%



Resistance Encountered

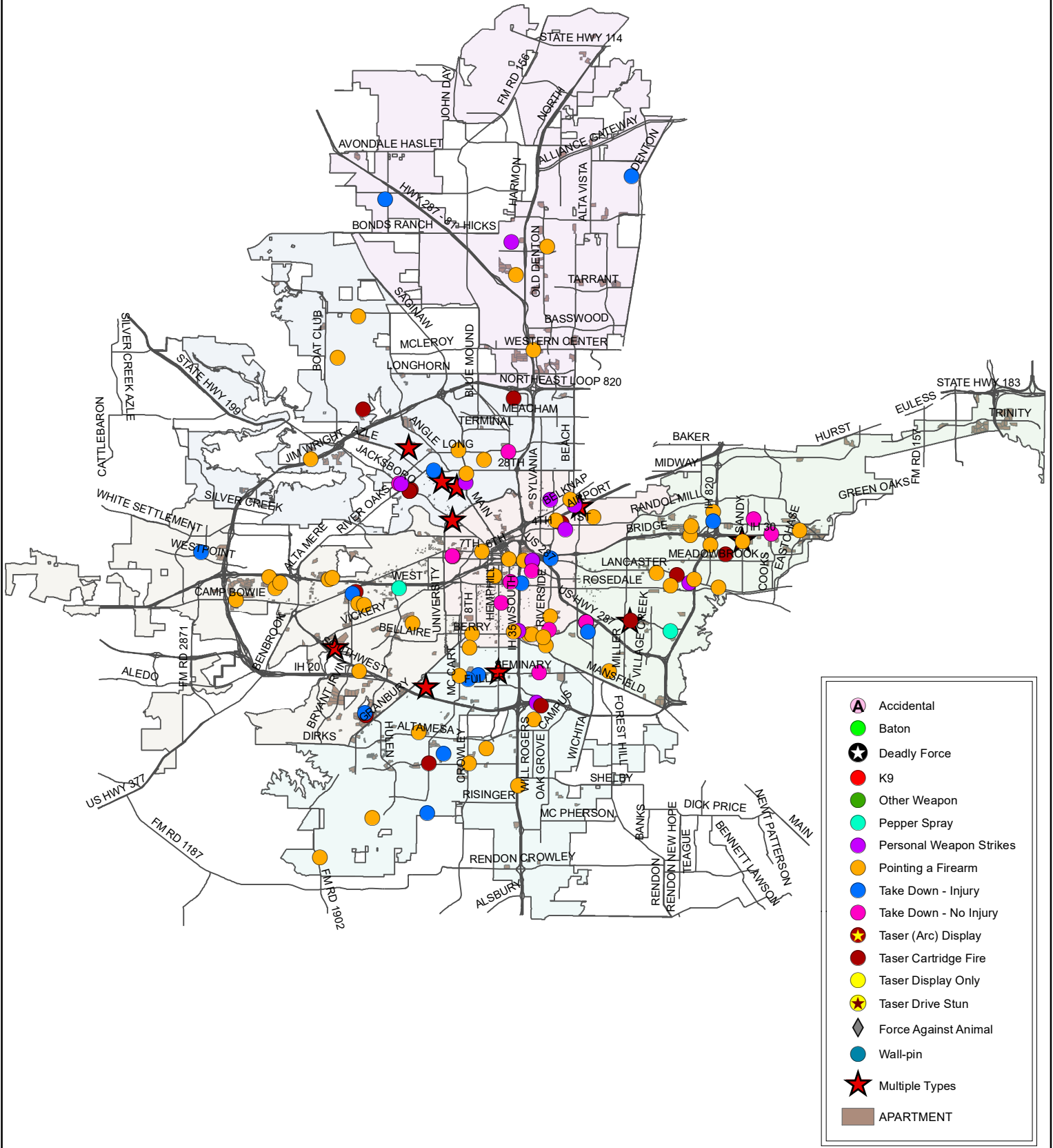
Active Resistance	36.99%
Agg Aggressive Resist	0.58%
Aggressive Resistance	5.20%
High Risk	53.18%
Passive	1.73%
Prevent Harm	1.16%



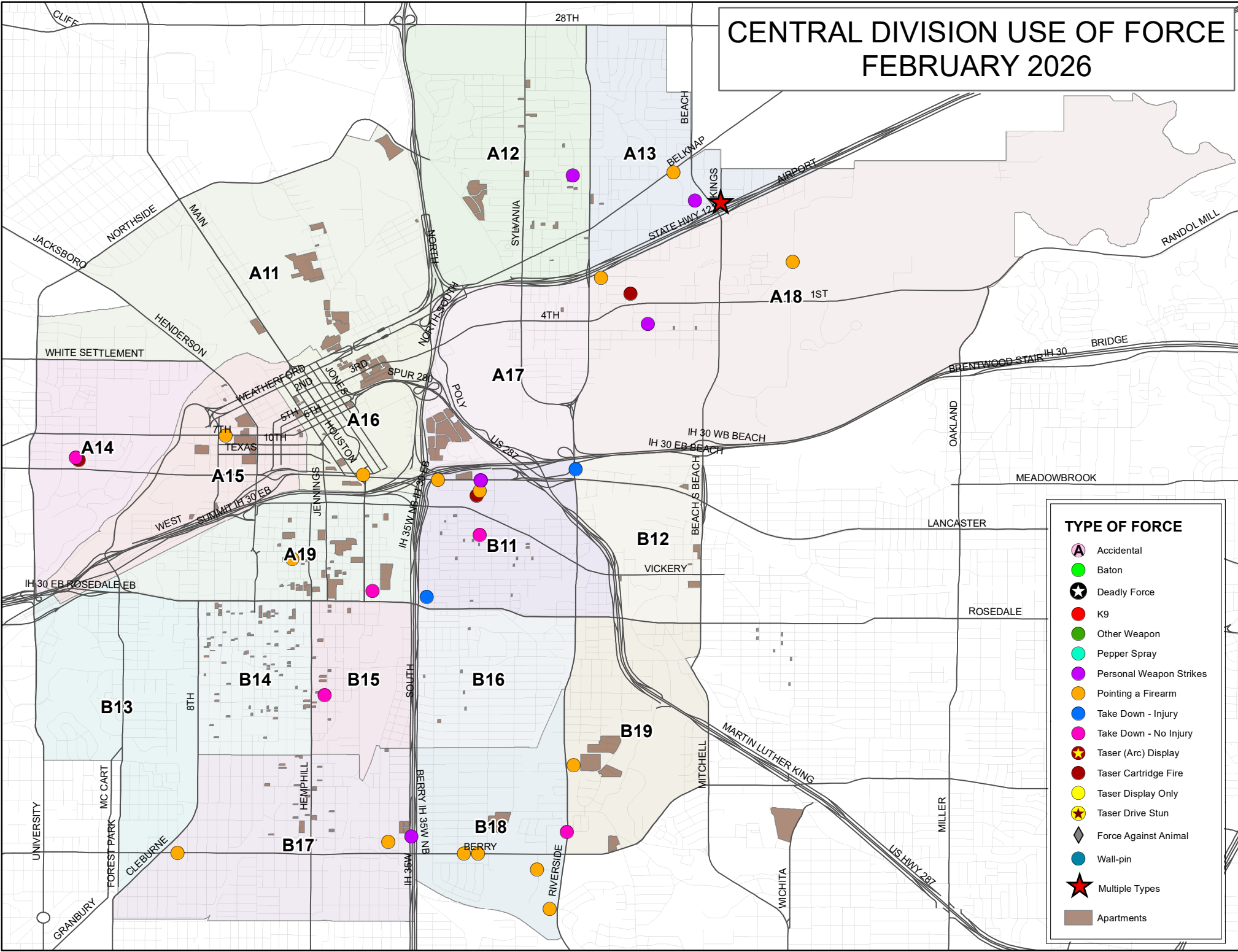
Officer Information

Total number of officers using force during this reporting period:		322	
Average tenure of officers using force:		6	
Officers injured:		22	6.83%
Officers by Gender:	Male:	296	91.93%
	Female:	26	8.07%
Officers by Race/Ethnicity:	2Ormore	18	5.59%
	Amind	0	0.00%
	Asian	2	0.62%
	Black	20	6.21%
	Hisp	109	33.85%
	White	173	53.73%

CITYWIDE USE OF FORCE FEBRUARY 2026



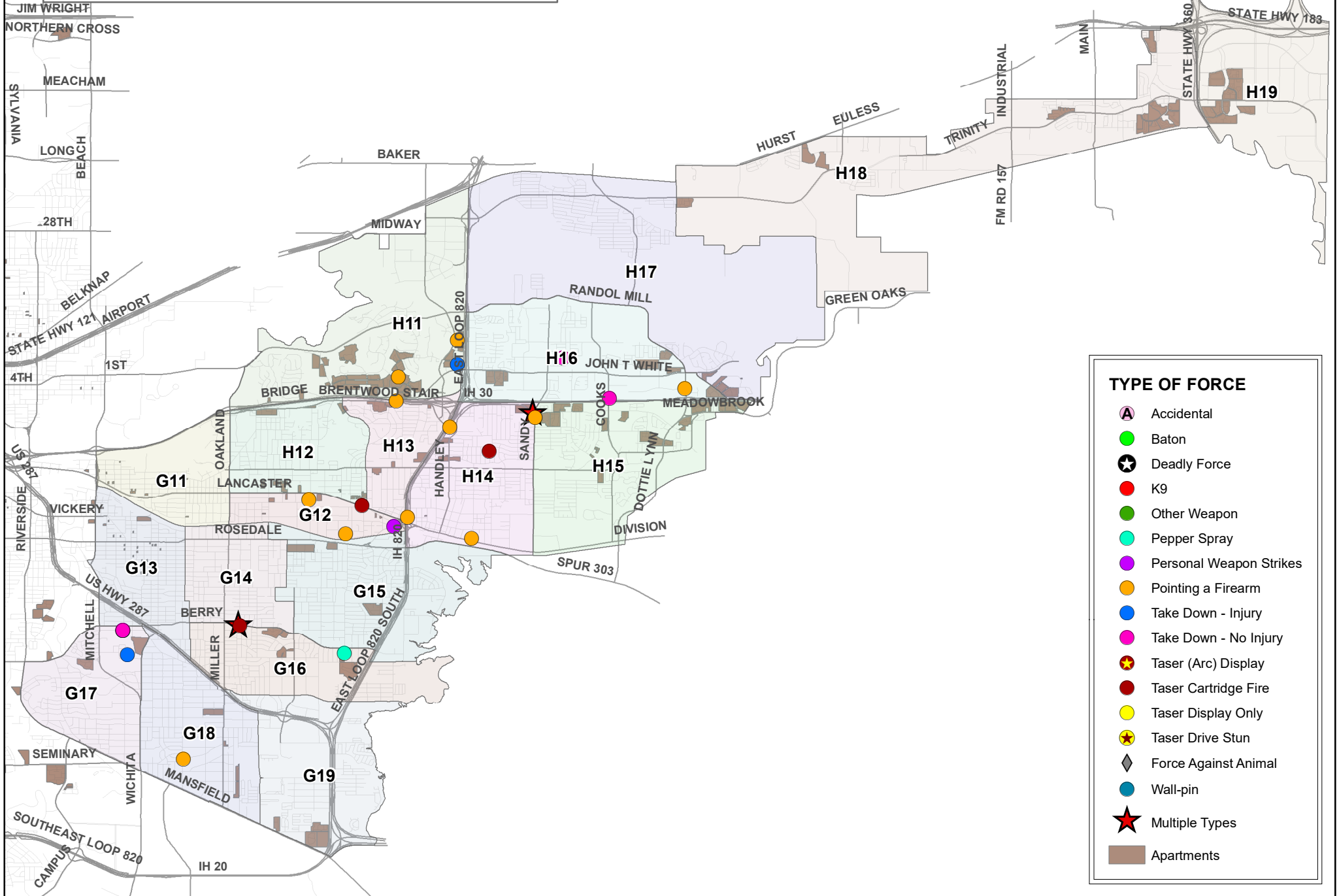
CENTRAL DIVISION USE OF FORCE FEBRUARY 2026



TYPE OF FORCE

- Accidental
- Baton
- Deadly Force
- K9
- Other Weapon
- Pepper Spray
- Personal Weapon Strikes
- Pointing a Firearm
- Take Down - Injury
- Take Down - No Injury
- Taser (Arc) Display
- Taser Cartridge Fire
- Taser Display Only
- Taser Drive Stun
- Force Against Animal
- Wall-pin
- Multiple Types
- Apartments

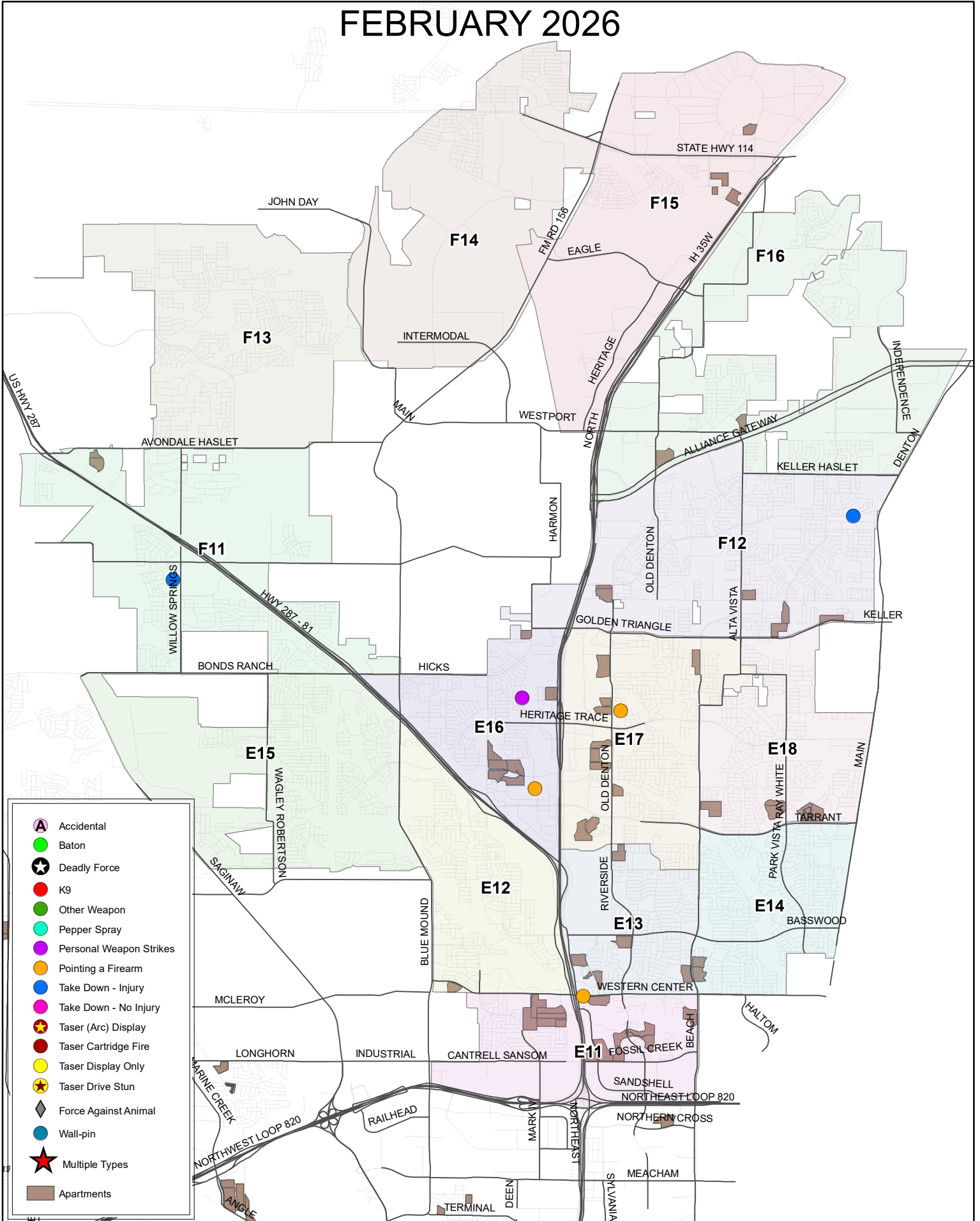
EAST DIVISION USE OF FORCE FEBRUARY 2026



TYPE OF FORCE

- Accidental
- Baton
- Deadly Force
- K9
- Other Weapon
- Pepper Spray
- Personal Weapon Strikes
- Pointing a Firearm
- Take Down - Injury
- Take Down - No Injury
- Taser (Arc) Display
- Taser Cartridge Fire
- Taser Display Only
- Taser Drive Stun
- Force Against Animal
- Wall-pin
- Multiple Types
- Apartments

NORTH DIVISION USE OF FORCE FEBRUARY 2026

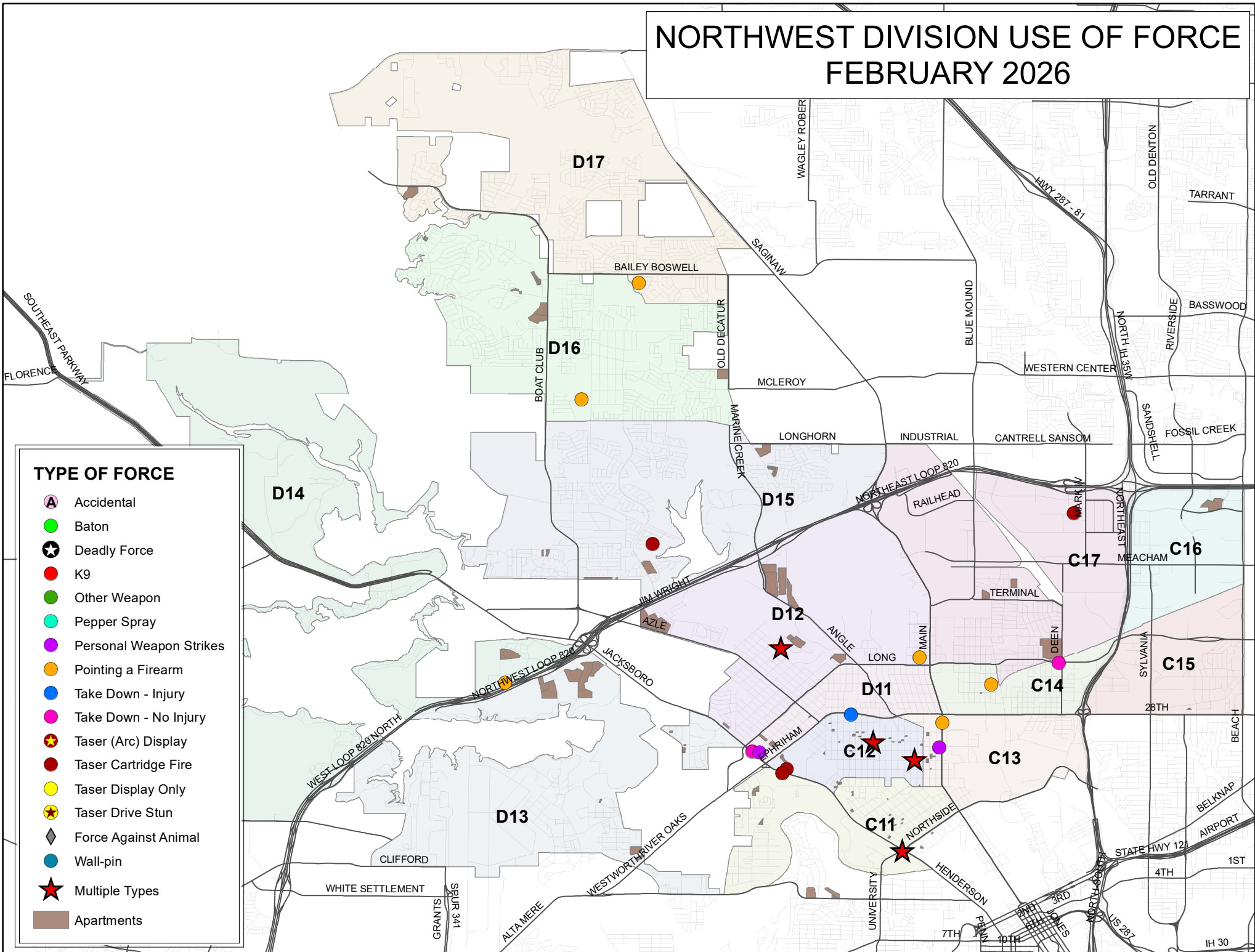


- Accidental
- Baton
- Deadly Force
- K9
- Other Weapon
- Pepper Spray
- Personal Weapon Strikes
- Pointing a Firearm
- Take Down - Injury
- Take Down - No Injury
- Taser (Arc) Display
- Taser Cartridge Fire
- Taser Display Only
- Taser Drive Stun
- Force Against Animal
- Wall-pin
- Multiple Types
- Apartments

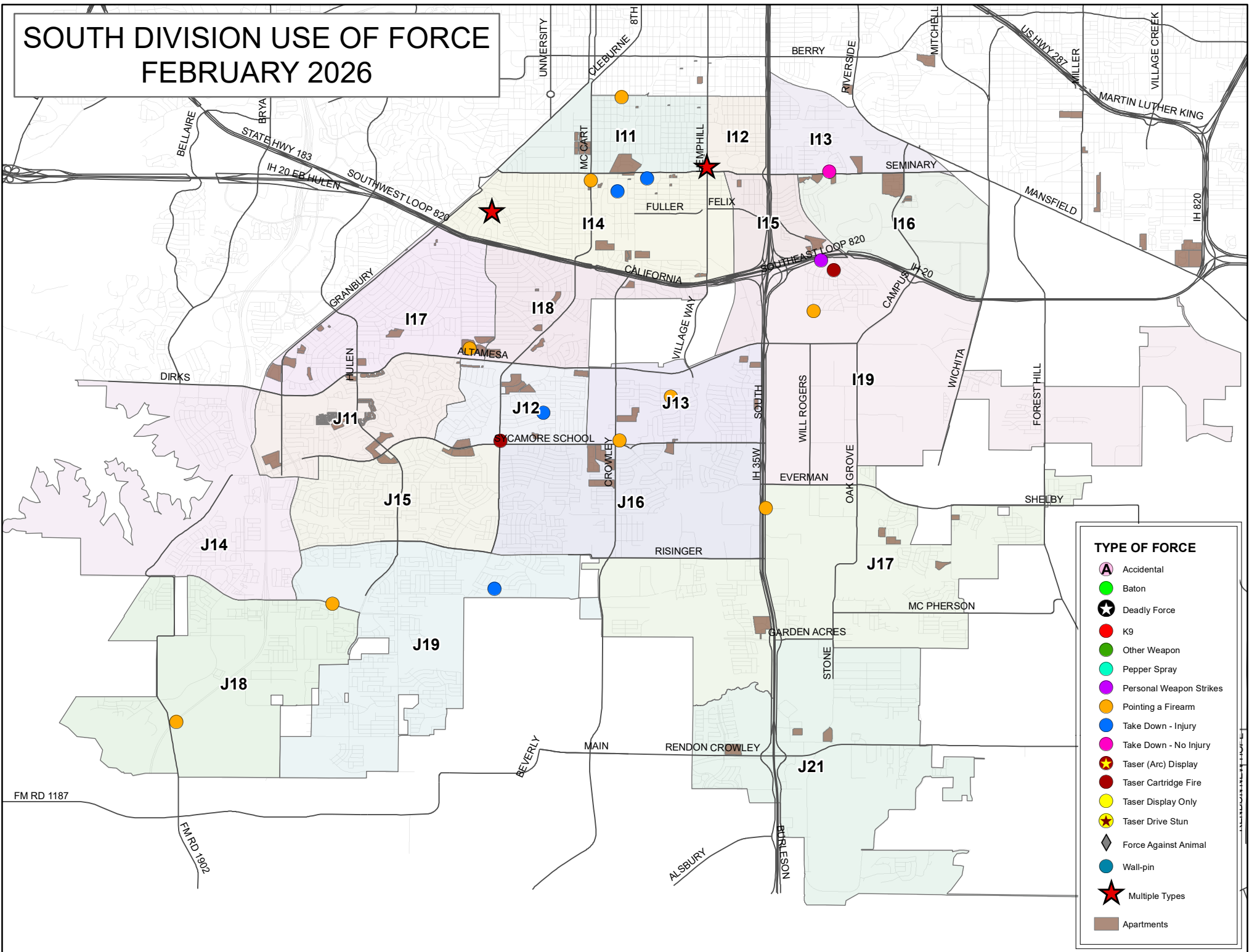
NORTHWEST DIVISION USE OF FORCE FEBRUARY 2026

TYPE OF FORCE

-  Accidental
-  Baton
-  Deadly Force
-  K9
-  Other Weapon
-  Pepper Spray
-  Personal Weapon Strikes
-  Pointing a Firearm
-  Take Down - Injury
-  Take Down - No Injury
-  Taser (Arc) Display
-  Taser Cartridge Fire
-  Taser Display Only
-  Taser Drive Stun
-  Force Against Animal
-  Wall-pin
-  Multiple Types
-  Apartments



SOUTH DIVISION USE OF FORCE FEBRUARY 2026



WEST DIVISION USE OF FORCE FEBRUARY 2026

TYPE OF FORCE

-  Accidental
-  Baton
-  Deadly Force
-  K9
-  Other Weapon
-  Pepper Spray
-  Personal Weapon Strikes
-  Pointing a Firearm
-  Take Down - Injury
-  Take Down - No Injury
-  Taser (Arc) Display
-  Taser Cartridge Fire
-  Taser Display Only
-  Taser Drive Stun
-  Force Against Animal
-  Wall-pin
-  Multiple Types
-  Apartments

