

Fort Worth Police Department

Use of Force Analysis Report

Use of Force Coordinator Lieutenant Pawel Nabialek

September 2025



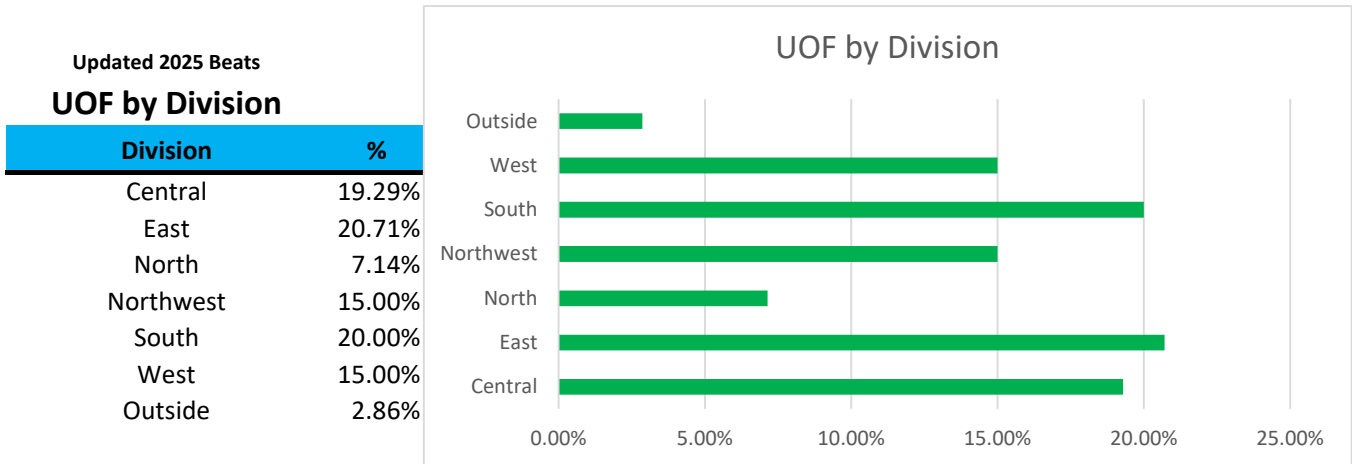
The purpose of this report is to provide accurate statistical data as it relates to the Use of Force within Fort Worth PD. This report includes data on all reported FWPD Use of Force related incidents within this reporting period. The following systems were used to capture the included data:

- RMS Reporting System
- Blue Team
- IA Pro
- Force Analysis Section

General Information

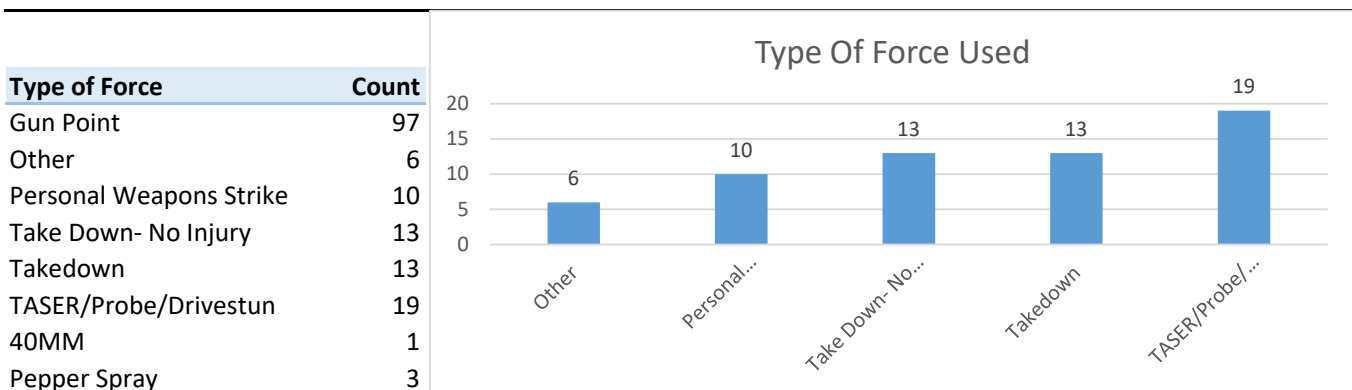
Total number of calls for service:		28,879	
Total number of custodial arrests:			1,901
Total number of subjects on which force was used:	151	0.52%	7.94%
Total number of intermediate force or greater:	44	0.15%	2.31%
Total number of low level force used:	107	0.37%	5.63%

Force Information



A14's beat encompasses the W. 7th Street corridor and had 4 total uses of force.
This is **14.8%** of Central Division's total uses of force.

Force Information Continued



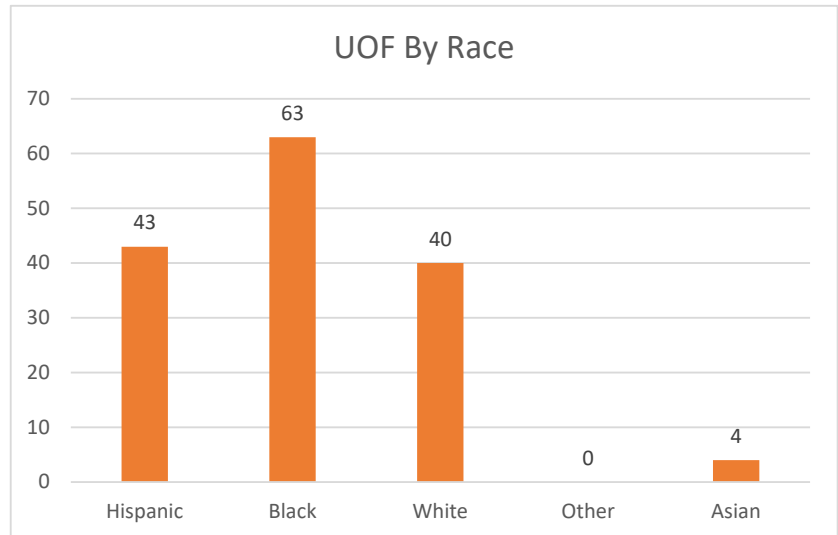
Subject Information

Average age of the subjects on which force was used:	33	
Number of subjects injured during the use of int. level force:	32	21.2%
Number of subjects who were mental app'ed:	10	6.6%
Number of suspects who were arrested:	109	72.2%
Incidents where mental health may have played a role:	19	12.6%
Incidents where alcohol may have played a role:	13	8.6%
Incidents where narcotics may have played a role:	4	2.6%

Subjects by Gender:	Male:	128	84.77%
	Female:	23	15.23%

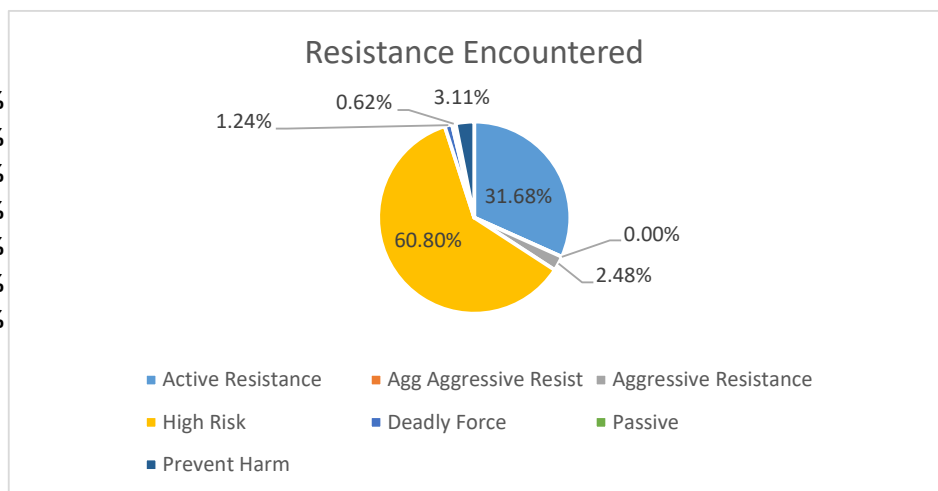
Subjects by Race

Hispanic	43	29.45%
Black	63	43.15%
White	40	27.40%
Other	0	0.00%
Asian	4	2.74%



Resistance Encountered

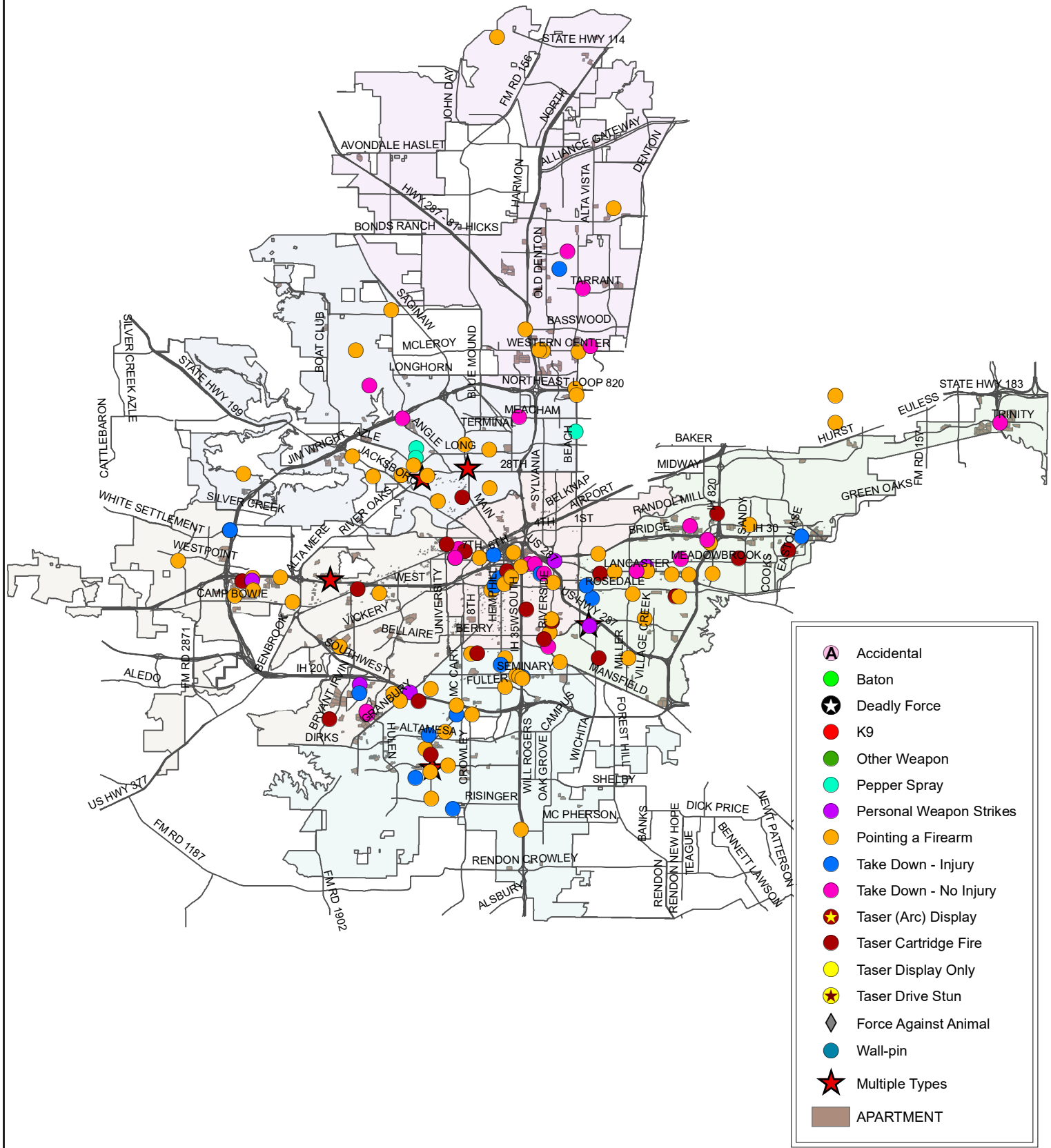
Active Resistance	31.68%
Agg Aggressive Resist	0.00%
Aggressive Resistance	2.48%
High Risk	60.80%
Deadly Force	1.24%
Passive	0.62%
Prevent Harm	3.11%



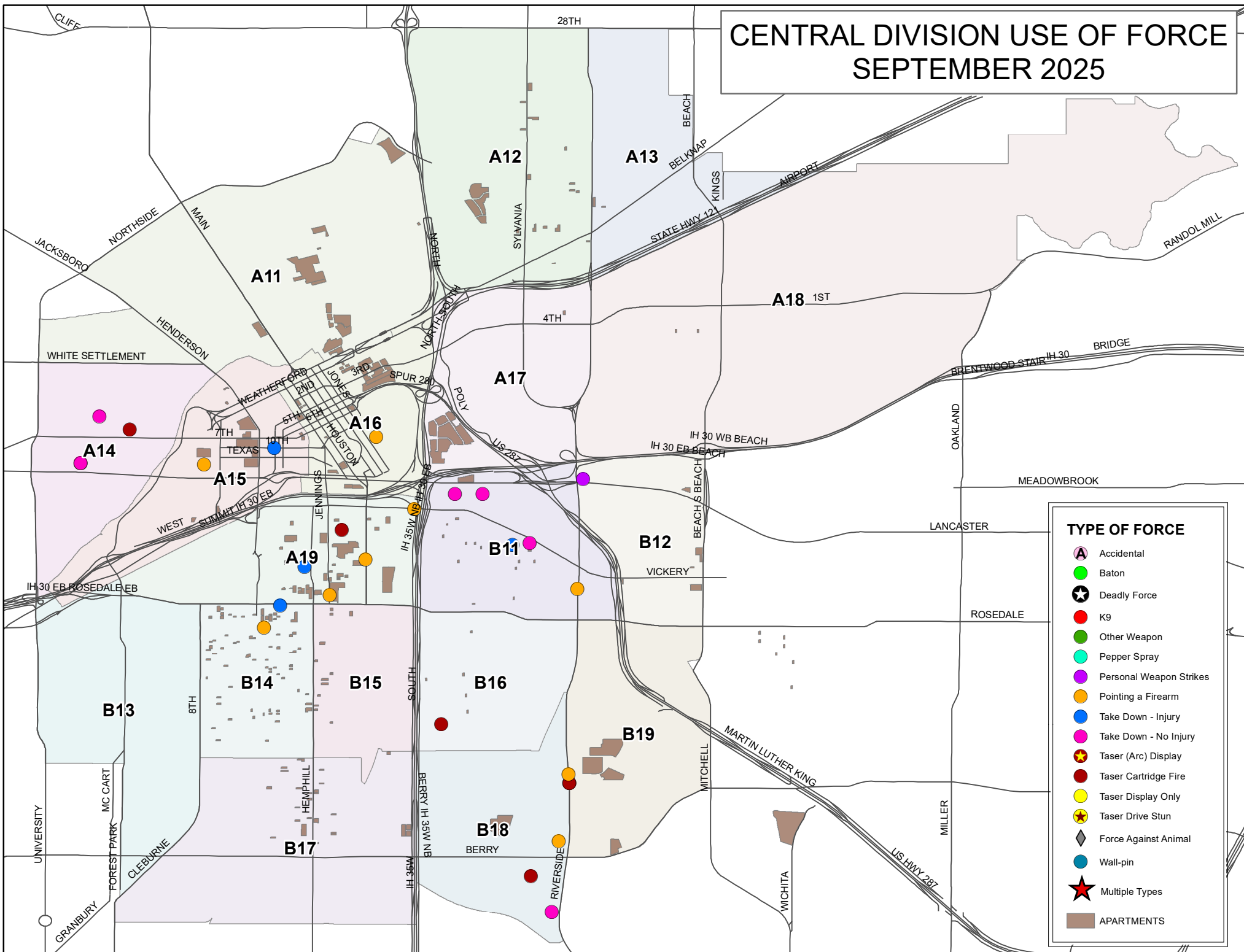
Officer Information

Total number of officers using force during this reporting period:		361	
Average tenure of officers using force:		5	
Officers injured:		27	7.48%
Officers by Gender:	Male:	333	93.02%
	Female:	25	6.98%
Officers by Race/Ethnicity:	2Ormore	30	8.38%
	Amind	1	0.28%
	Asian	5	1.40%
	Black	34	9.50%
	Hisp	97	27.09%
	White	191	53.35%

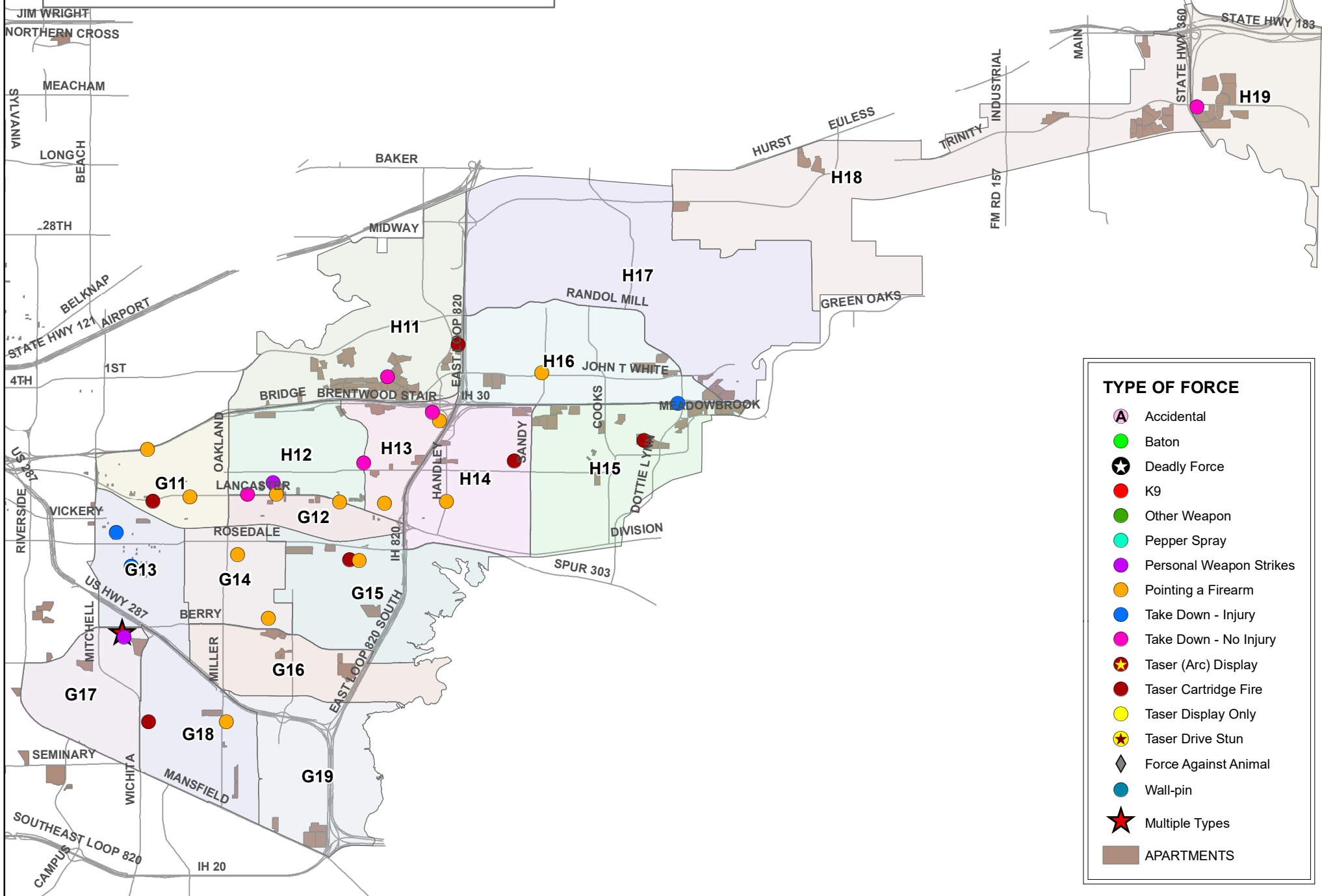
CITYWIDE USE OF FORCE SEPTEMBER 2025



CENTRAL DIVISION USE OF FORCE SEPTEMBER 2025



EAST DIVISION USE OF FORCE SEPTEMBER 2025



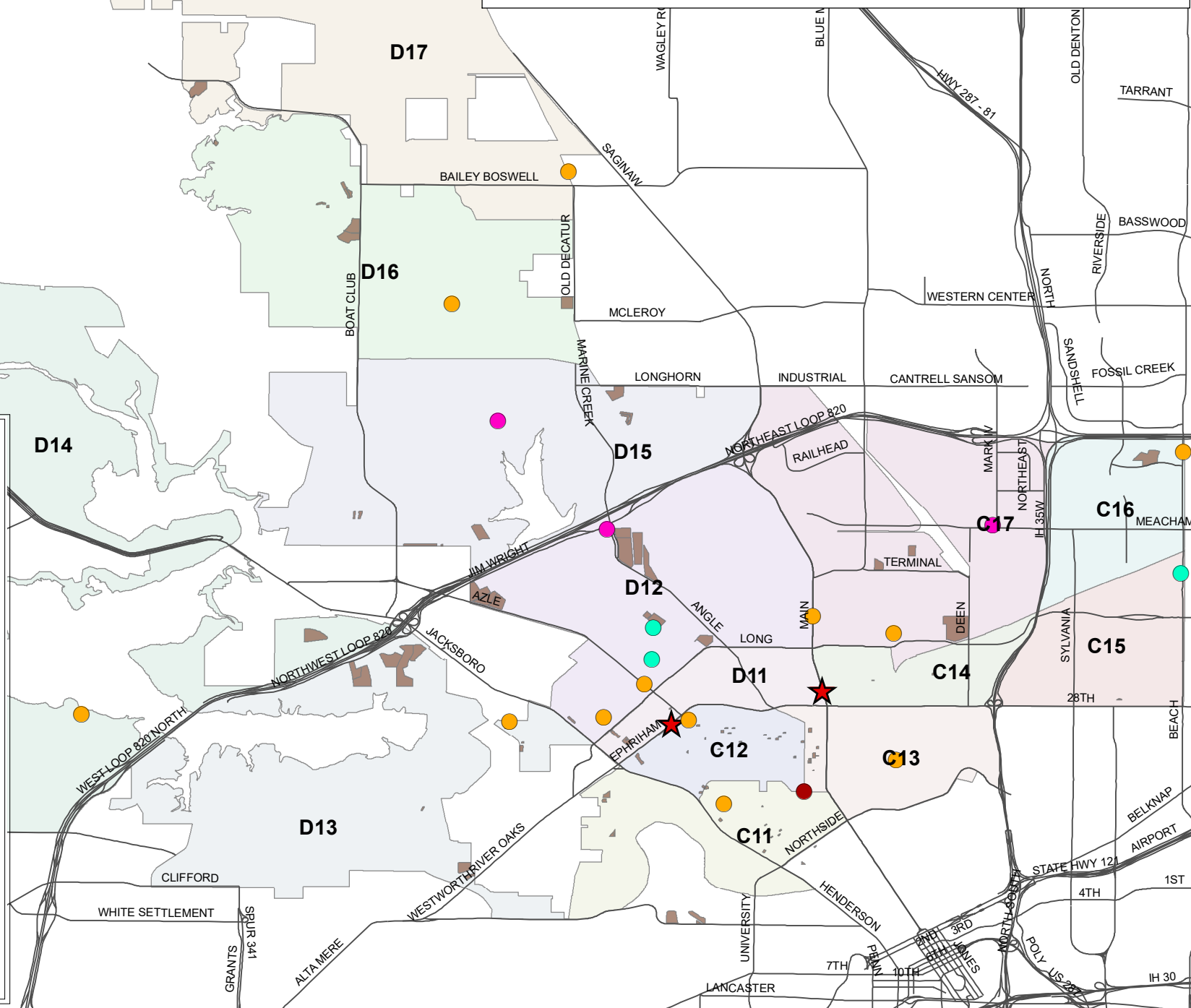
[illegible]

-  Accidental
-  Baton
-  Deadly Force
-  K9
-  Other Weapon
-  Pepper Spray
-  Personal Weapon Strikes
-  Pointing a Firearm
-  Take Down - Injury
-  Take Down - No Injury
-  Taser (Arc) Display
-  Taser Cartridge Fire
-  Taser Display Only
-  Taser Drive Stun
-  Force Against Animal
-  Wall-pin
-  Multiple Types
-  APARTMENTS

NORTHWEST DIVISION USE OF FORCE SEPTEMBER 2025

TYPE OF FORCE

-  Accidental
-  Baton
-  Deadly Force
-  K9
-  Other Weapon
-  Pepper Spray
-  Personal Weapon Strikes
-  Pointing a Firearm
-  Take Down - Injury
-  Take Down - No Injury
-  Taser (Arc) Display
-  Taser Cartridge Fire
-  Taser Display Only
-  Taser Drive Stun
-  Force Against Animal
-  Wall-pin
-  Multiple Types
-  APARTMENTS



-  Accidental
-  Baton
-  Deadly Force
-  K9
-  Other Weapon
-  Pepper Spray
-  Personal Weapon Strikes
-  Pointing a Firearm
-  Take Down - Injury
-  Take Down - No Injury
-  Taser (Arc) Display
-  Taser Cartridge Fire
-  Taser Display Only
-  Taser Drive Stun
-  Force Against Animal
-  Wall-pin
-  Multiple Types

 APARTMENTS

WEST DIVISION USE OF FORCE SEPTEMBER 2025

TYPE OF FORCE

Accidental

Baton

Deadly Force

K9

Other Weapon

Pepper Spray

Personal Weapon Strikes

Pointing a Firearm

Take Down - Injury

Take Down - No Injury

Taser (Arc) Display

Taser Cartridge Fire

Taser Display Only

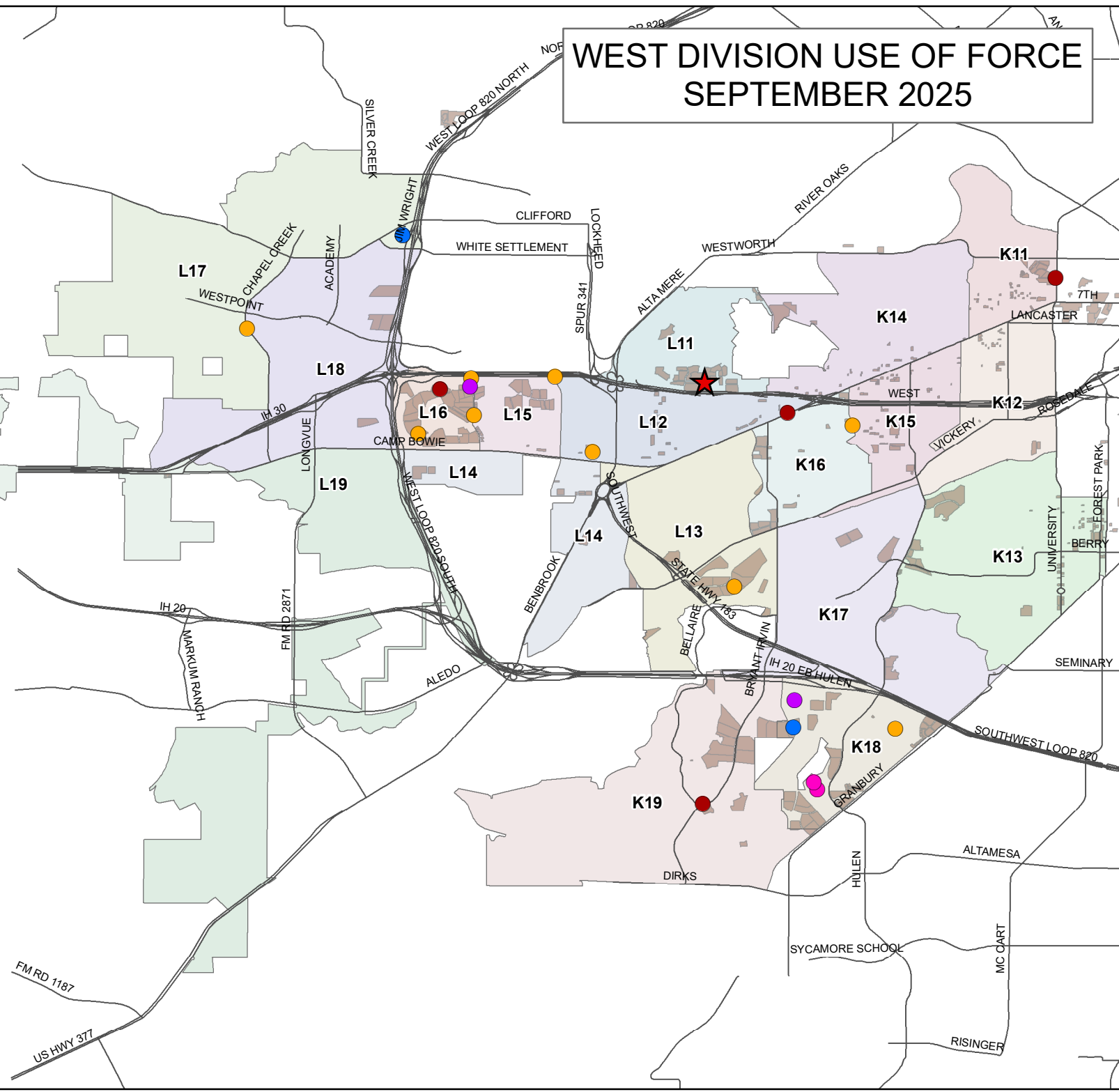
Taser Drive Stun

Force Against Animal

Wall-pin

Multiple Types

APARTMENTS



CITYWIDE USE OF FORCE SEPTEMBER 2025

