

# Fort Worth Police Department

## Use of Force Analysis Report

### Use of Force Coordinator Lieutenant Pawel Nabialek

January 2025



---

The purpose of this report is to provide accurate statistical data as it relates to the Use of Force within Fort Worth PD. This report includes data on all reported FWPD Use of Force related incidents within this reporting period. The following systems were used to capture the included data:

- RMS Reporting System
- Blue Team
- IA Pro
- Force Analysis Section

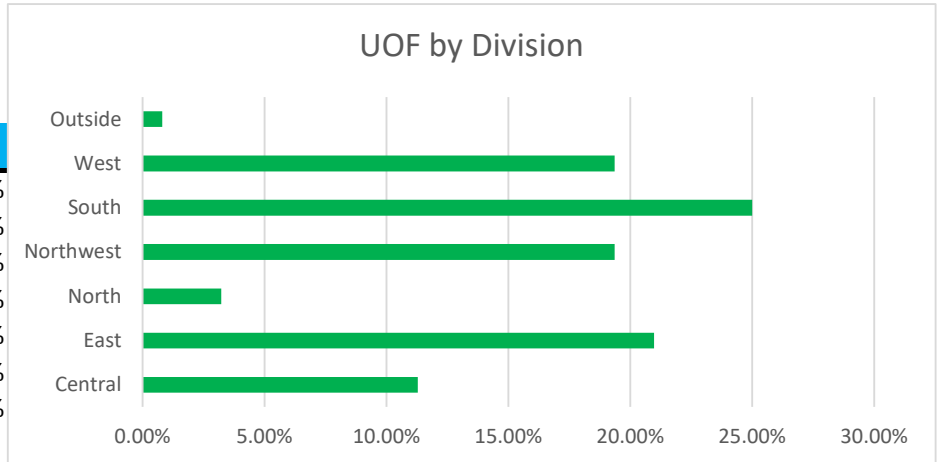
## General Information

Total number of calls for service:		<b>27,010</b>	
Total number of custodial arrests:			<b>1,576</b>
Total number of subjects on which force was used:	<b>190</b>	0.70%	12.06%
Total number of intermediate force or greater:	<b>35</b>	0.13%	2.22%
Total number of low level force used:	<b>155</b>	0.57%	9.84%

## Force Information

### UOF by Division

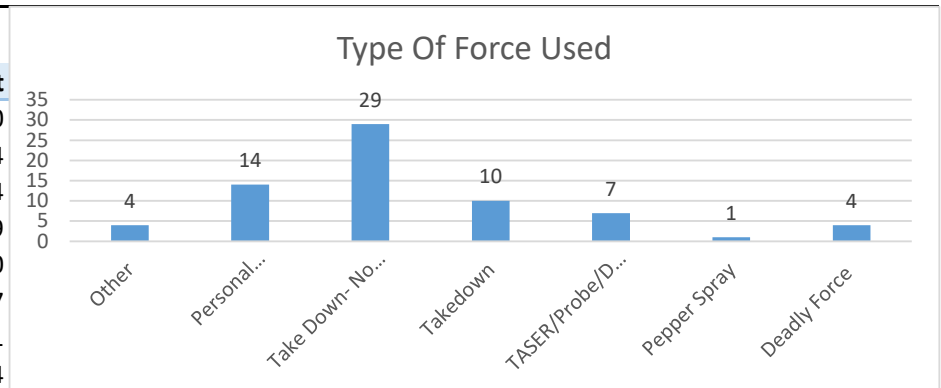
Division	%
Central	11.29%
East	20.97%
North	3.23%
Northwest	19.35%
South	25.00%
West	19.35%
Outside	0.81%



K12's beat encompasses the W. 7th Street corridor and had 1 total uses of force.  
This is **4.4%** of West Division's total uses of force.

## Force Information Continued

Type of Force	Count
Gun Point	140
Other	4
Personal Weapons Strike	14
Take Down- No Injury	29
Takedown	10
TASER/Probe/Drivestun	7
Pepper Spray	1
Deadly Force	4



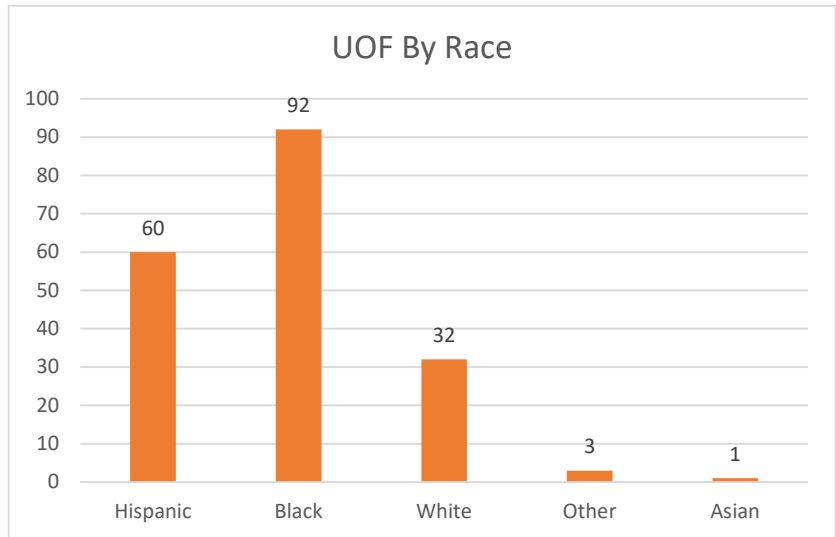
## Subject Information

Average age of the subjects on which force was used:	<b>29</b>	
Number of subjects injured during the use of int. level force:	<b>26</b>	13.7%
Number of subjects who were mental app'ed:	<b>6</b>	3.2%
Number of suspects who were arrested:	<b>112</b>	58.9%
Incidents where mental health may have played a role:	<b>12</b>	6.3%
Incidents where alcohol may have played a role:	<b>18</b>	9.5%
Incidents where narcotics may have played a role:	<b>4</b>	2.1%

Subjects by Gender:	Male:	<b>147</b>	<b>77.37%</b>
	Female:	<b>43</b>	<b>22.63%</b>

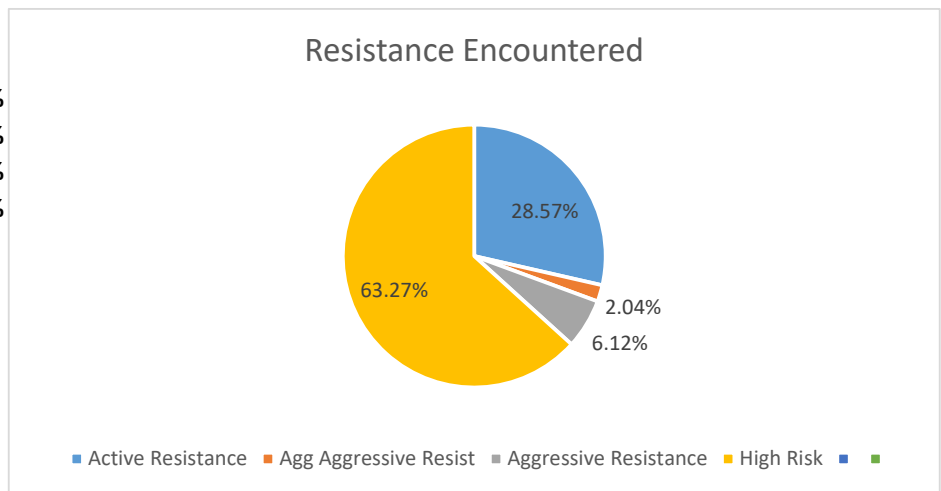
### Subjects by Race

Hispanic	<b>60</b>	<b>32.09%</b>
Black	<b>92</b>	<b>49.20%</b>
White	<b>32</b>	<b>17.11%</b>
Other	<b>3</b>	<b>1.60%</b>
Asian	<b>1</b>	<b>0.53%</b>



### Resistance Encountered

Active Resistance	<b>28.57%</b>
Agg Aggressive Resist	<b>2.04%</b>
Aggressive Resistance	<b>6.12%</b>
High Risk	<b>63.27%</b>



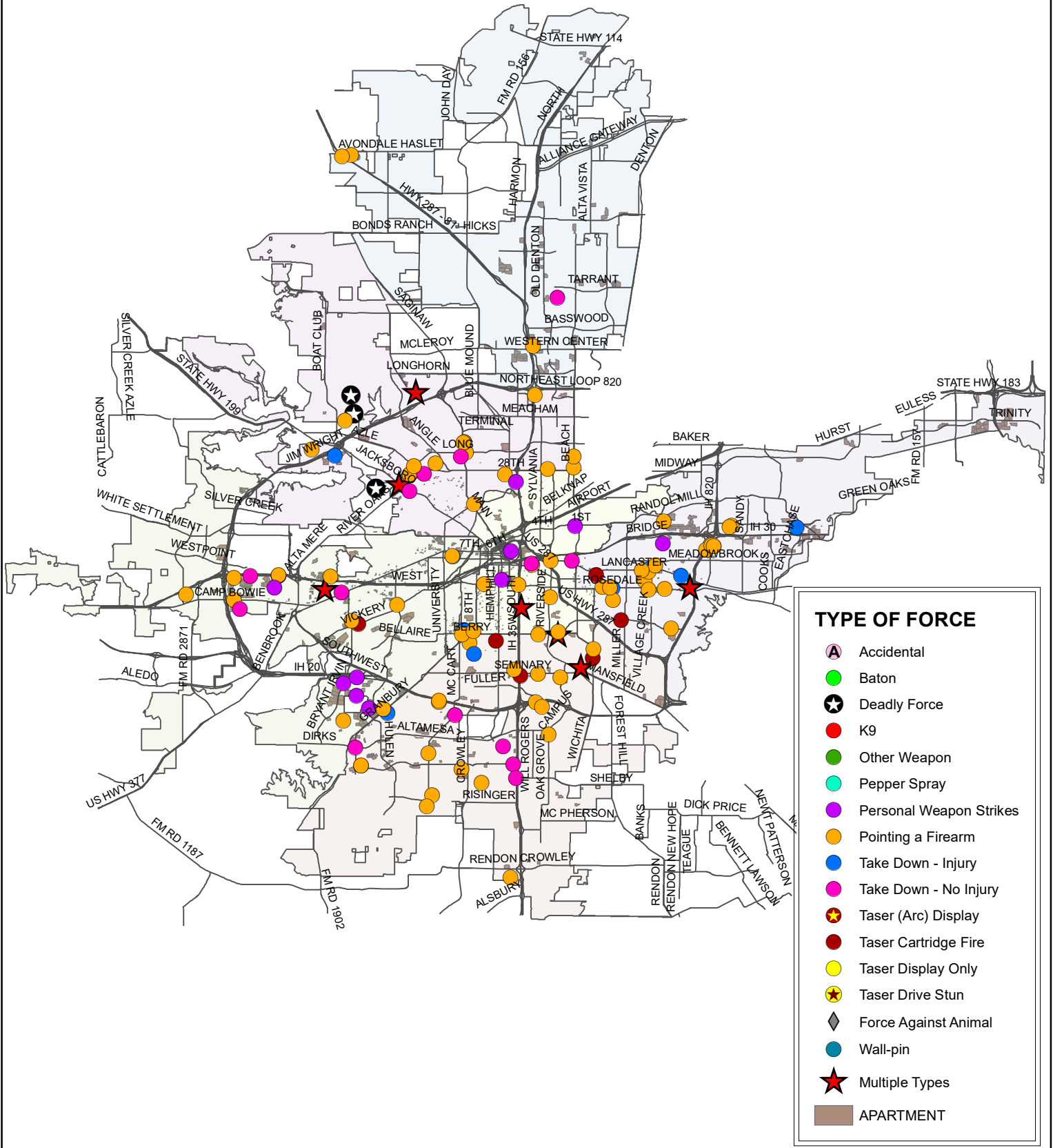
---

## Officer Information

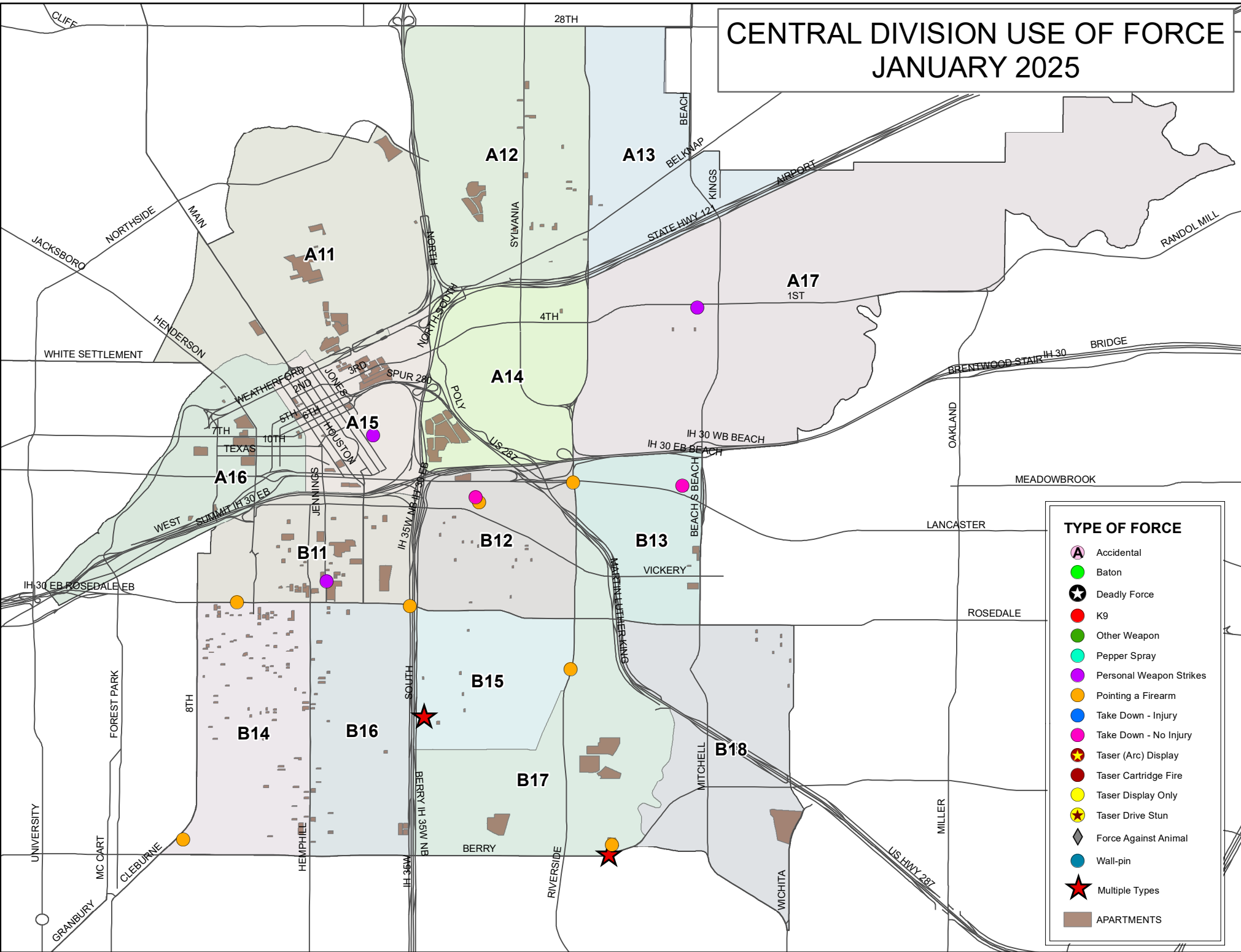
---

Total number of officers using force during this reporting period:		<b>539</b>	
Average tenure of officers using force:		<b>6</b>	
Officers injured:		<b>16</b>	2.97%
Officers by Gender:	Male:	502	<b>93.14%</b>
	Female:	37	<b>6.86%</b>
Officers by Race/Ethnicity:	2Ormore	29	<b>5.38%</b>
	Amind	2	<b>0.37%</b>
	Asian	6	<b>1.11%</b>
	Black	47	<b>8.72%</b>
	Hisp	178	<b>33.02%</b>
	White	277	<b>51.39%</b>

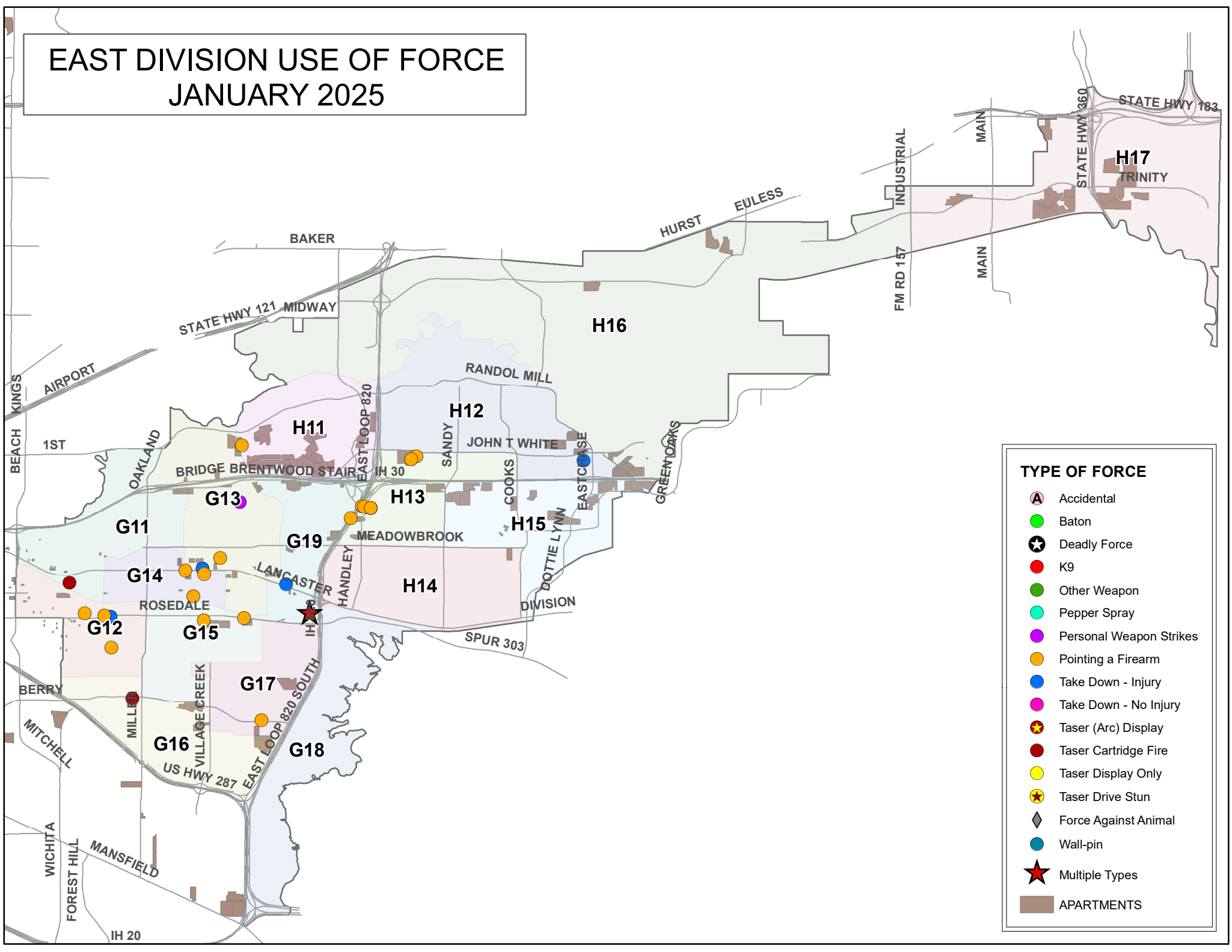
# CITYWIDE USE OF FORCE JANUARY 2025



# CENTRAL DIVISION USE OF FORCE JANUARY 2025

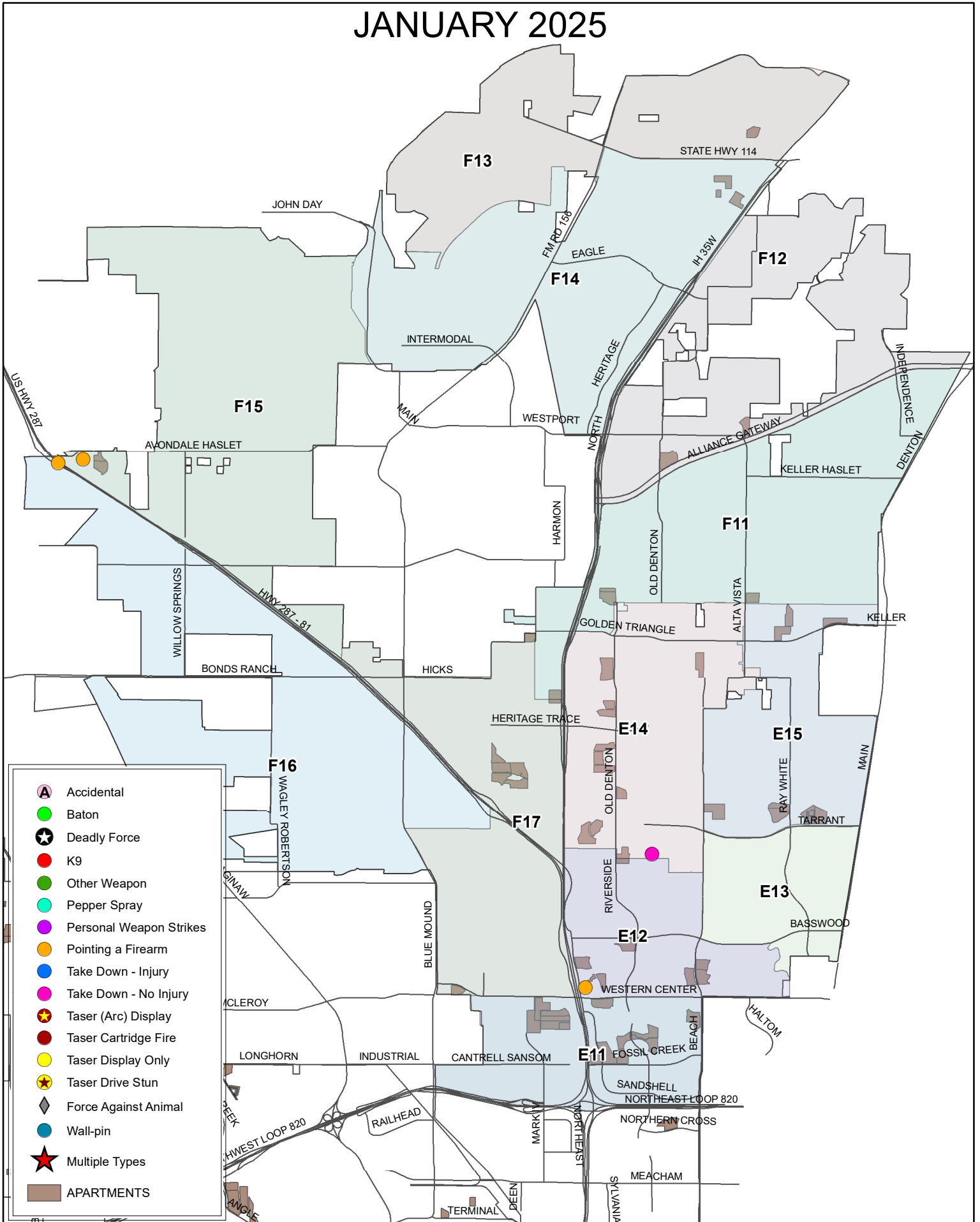


# EAST DIVISION USE OF FORCE JANUARY 2025



# NORTH DIVISION USE OF FORCE

## JANUARY 2025



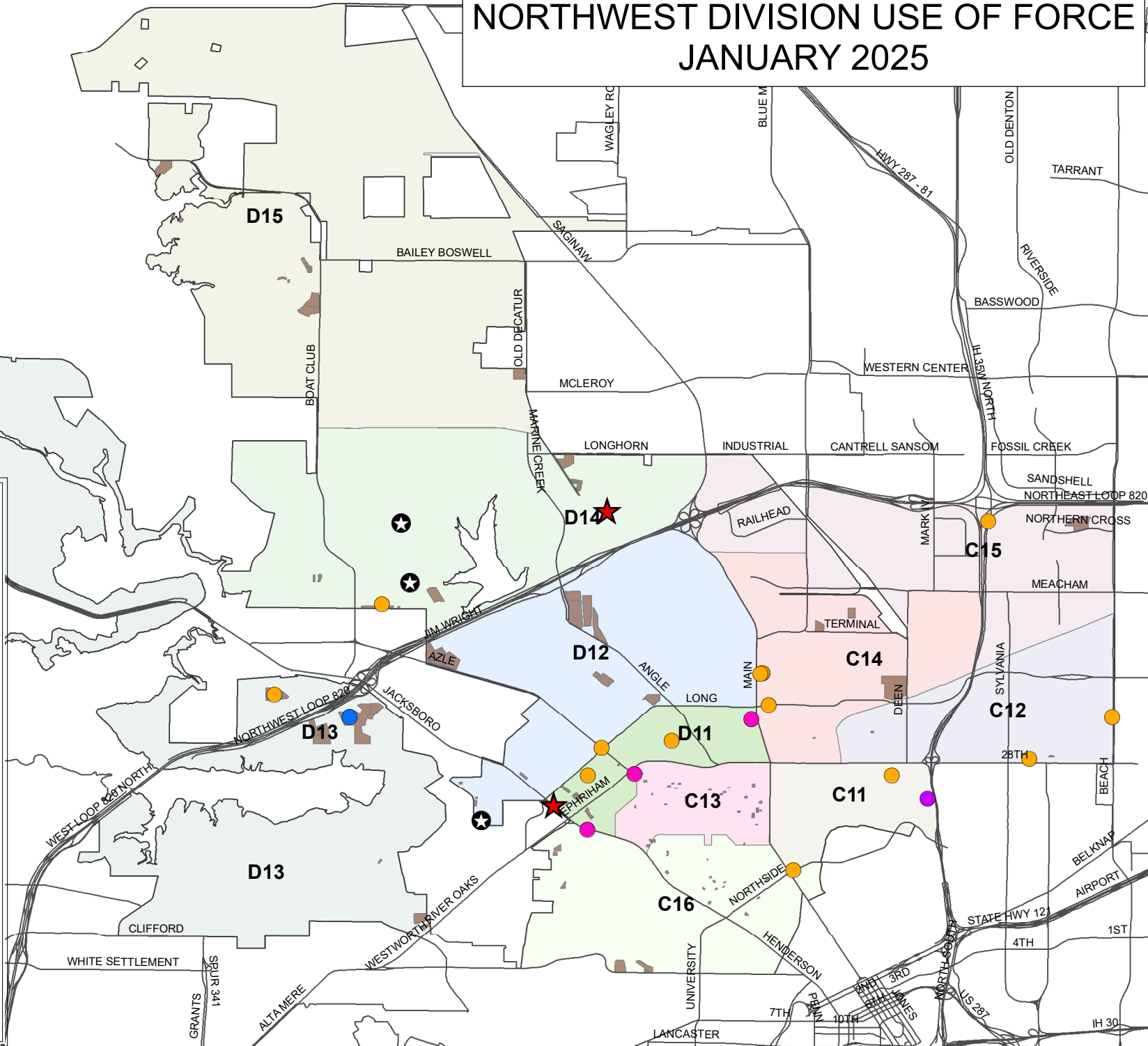
- Accidental
- Baton
- Deadly Force
- K9
- Other Weapon
- Pepper Spray
- Personal Weapon Strikes
- Pointing a Firearm
- Take Down - Injury
- Take Down - No Injury
- Taser (Arc) Display
- Taser Cartridge Fire
- Taser Display Only
- Taser Drive Stun
- Force Against Animal
- Wall-pin
- Multiple Types
- APARTMENTS



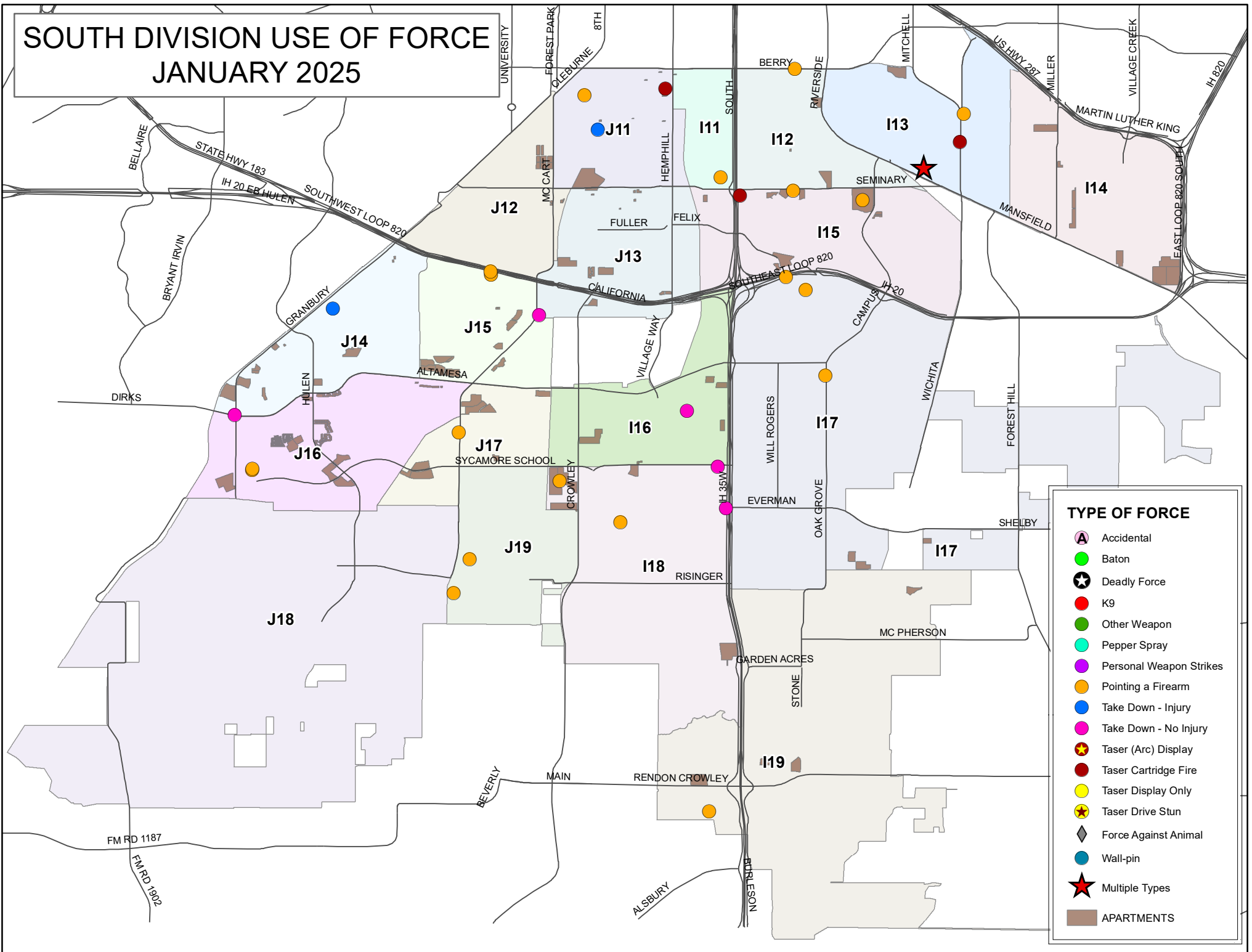
# NORTHWEST DIVISION USE OF FORCE JANUARY 2025

## TYPE OF FORCE

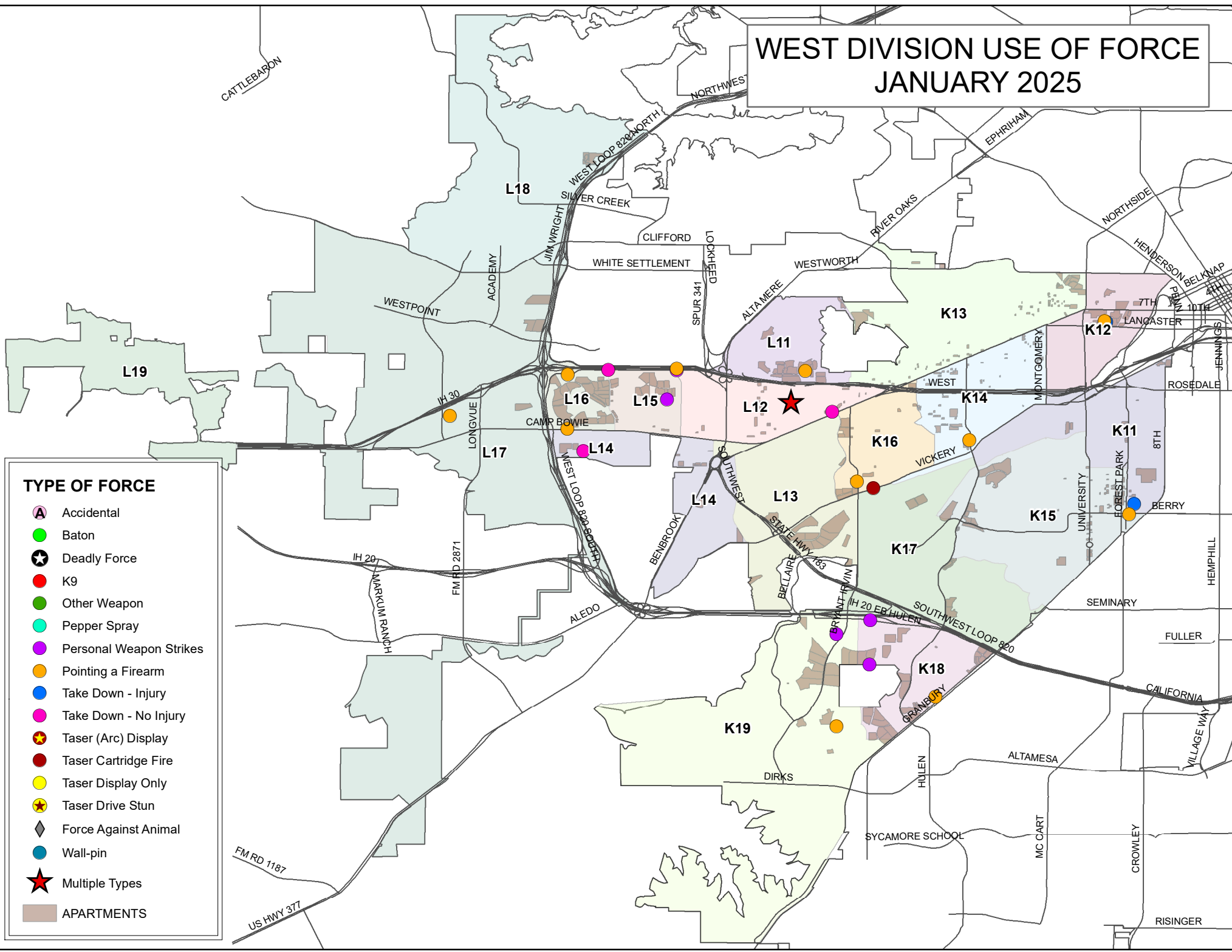
- Accidental
- Baton
- Deadly Force
- K9
- Other Weapon
- Pepper Spray
- Personal Weapon Strikes
- Pointing a Firearm
- Take Down - Injury
- Take Down - No Injury
- Taser (Arc) Display
- Taser Cartridge Fire
- Taser Display Only
- Taser Drive Stun
- Force Against Animal
- Wall-pin
- Multiple Types
- APARTMENTS



# SOUTH DIVISION USE OF FORCE JANUARY 2025



# WEST DIVISION USE OF FORCE JANUARY 2025



## TYPE OF FORCE

-  Accidental
-  Baton
-  Deadly Force
-  K9
-  Other Weapon
-  Pepper Spray
-  Personal Weapon Strikes
-  Pointing a Firearm
-  Take Down - Injury
-  Take Down - No Injury
-  Taser (Arc) Display
-  Taser Cartridge Fire
-  Taser Display Only
-  Taser Drive Stun
-  Force Against Animal
-  Wall-pin
-  Multiple Types
-  APARTMENTS

# CITYWIDE USE OF FORCE JANUARY 2025

