

Fort Worth Police Department

Use of Force Analysis Report

Use of Force Coordinator Lieutenant Pawel Nabialek

February 2025



The purpose of this report is to provide accurate statistical data as it relates to the Use of Force within Fort Worth PD. This report includes data on all reported FWPD Use of Force related incidents within this reporting period. The following systems were used to capture the included data:

- RMS Reporting System
- Blue Team
- IA Pro
- Force Analysis Section

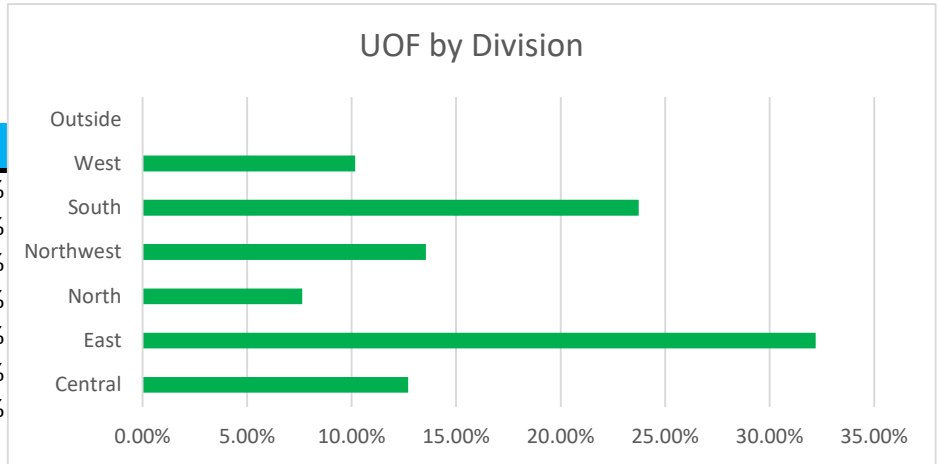
General Information

	Total number of calls for service:	24,740		
	Total number of custodial arrests:		1,528	
Total number of subjects on which force was used:	164	0.66%	10.73%	
Total number of intermediate force or greater:	33	0.13%	2.16%	
Total number of low level force used:	131	0.53%	8.57%	

Force Information

UOF by Division

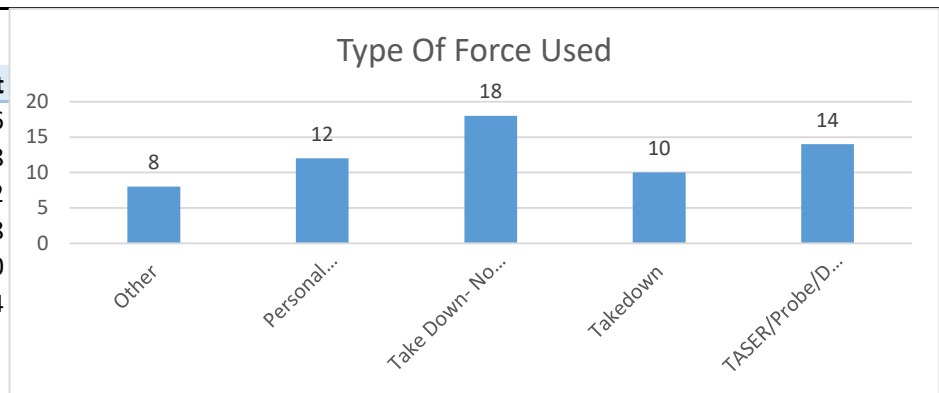
Division	%
Central	12.71%
East	32.20%
North	7.63%
Northwest	13.56%
South	23.73%
West	10.17%
Outside	0.00%



K12's beat encompasses the W. 7th Street corridor and had 0 total uses of force.
 This is **0.0%** of West Division's total uses of force.

Force Information Continued

Type of Force	Count
Gun Point	126
Other	8
Personal Weapons Strike	12
Take Down- No Injury	18
Takedown	10
TASER/Probe/Drivestun	14



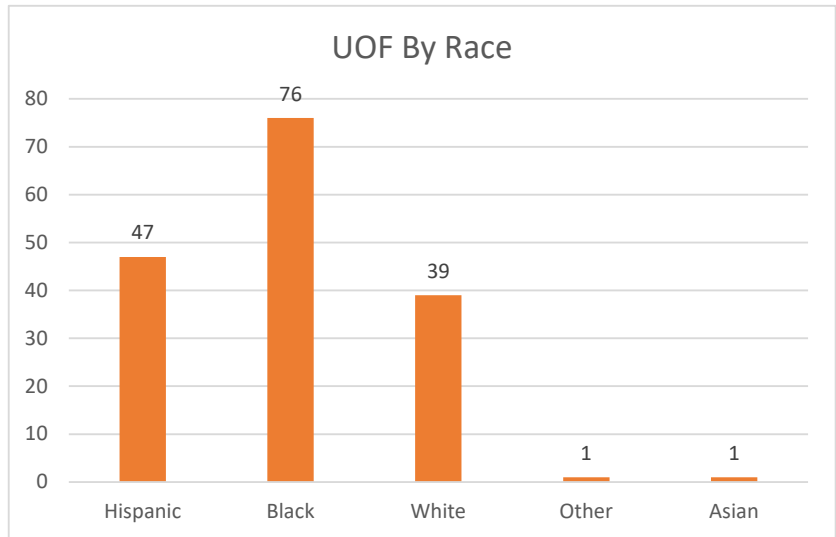
Subject Information

Average age of the subjects on which force was used:	32	
Number of subjects injured during the use of int. level force:	23	14.0%
Number of subjects who were mental app'ed:	11	6.7%
Number of suspects who were arrested:	105	64.0%
Incidents where mental health may have played a role:	12	7.3%
Incidents where alcohol may have played a role:	14	8.5%
Incidents where narcotics may have played a role:	3	1.8%

Subjects by Gender:	Male:	134	80.24%
	Female:	33	19.76%

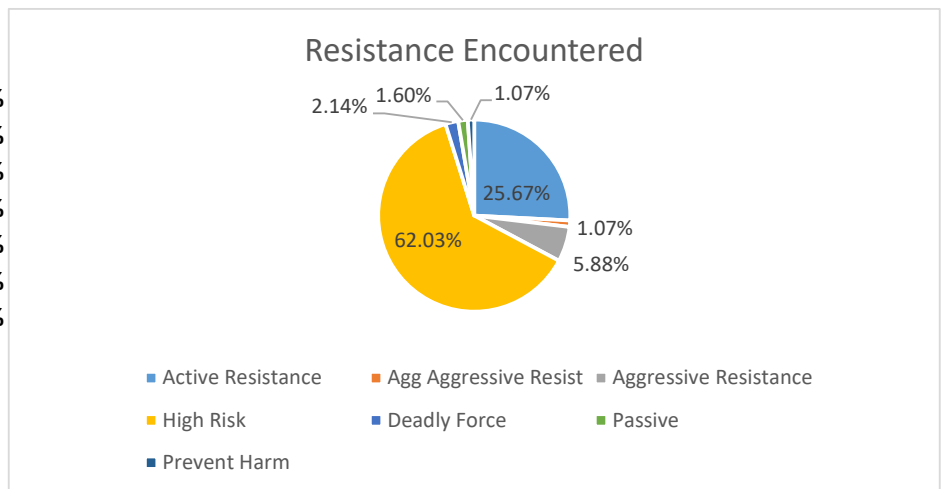
Subjects by Race

Hispanic	47	28.83%
Black	76	46.63%
White	39	23.93%
Other	1	0.61%
Asian	1	0.61%



Resistance Encountered

Active Resistance	25.67%
Agg Aggressive Resist	1.07%
Aggressive Resistance	5.88%
High Risk	62.03%
Deadly Force	2.14%
Passive	1.60%
Prevent Harm	1.07%



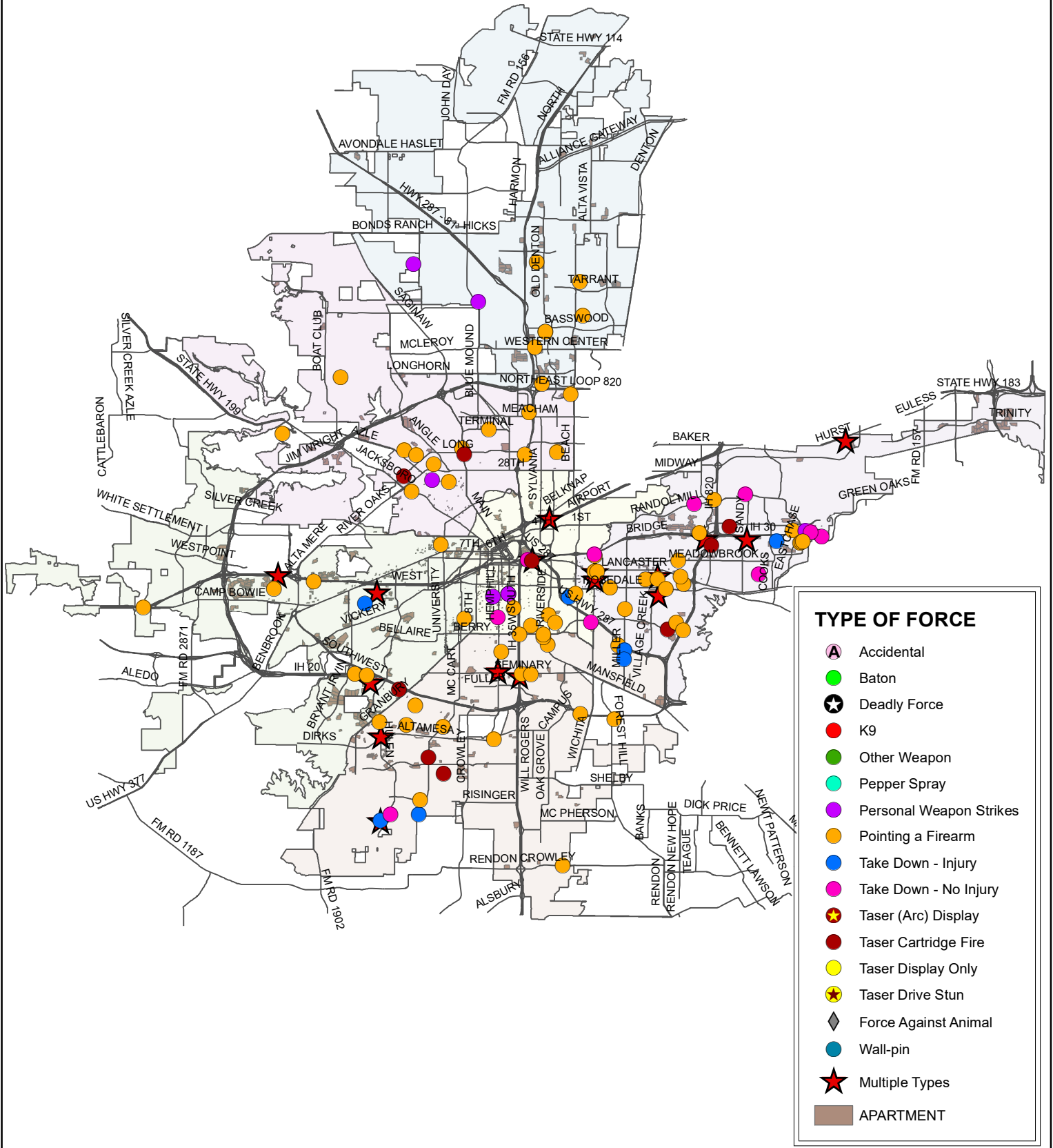
Officer Information

Total number of officers using force during this reporting period: **407**
Average tenure of officers using force: **5**
Officers injured: **31** 7.62%

Officers by Gender: Male: 365 **89.68%**
Female: 42 **10.32%**

Officers by Race/Ethnicity: 2Ormore 19 **4.68%**
Amind 1 **0.25%**
Asian 9 **2.22%**
Black 49 **12.07%**
Hisp 129 **31.77%**
White 199 **49.01%**

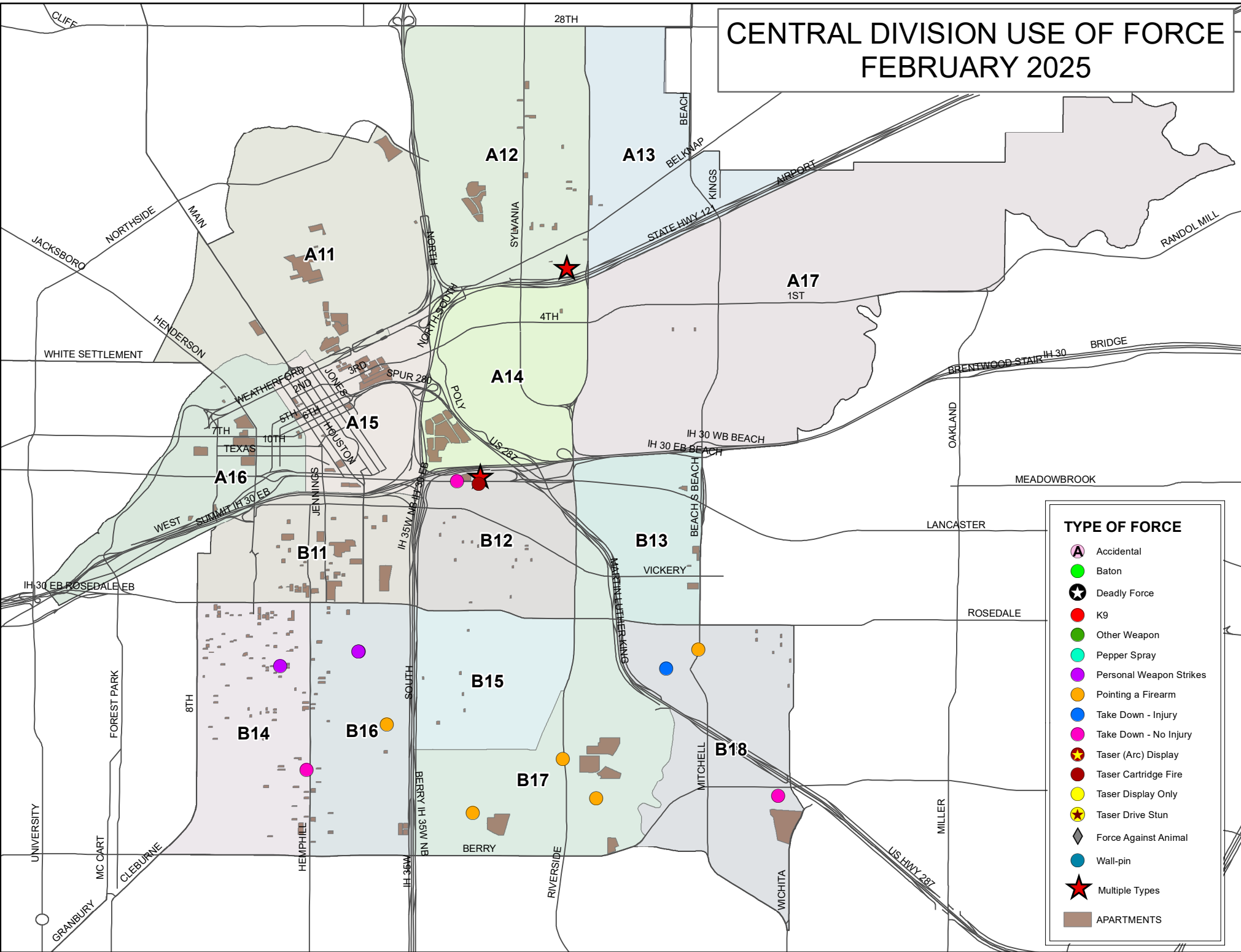
CITYWIDE USE OF FORCE FEBRUARY 2025



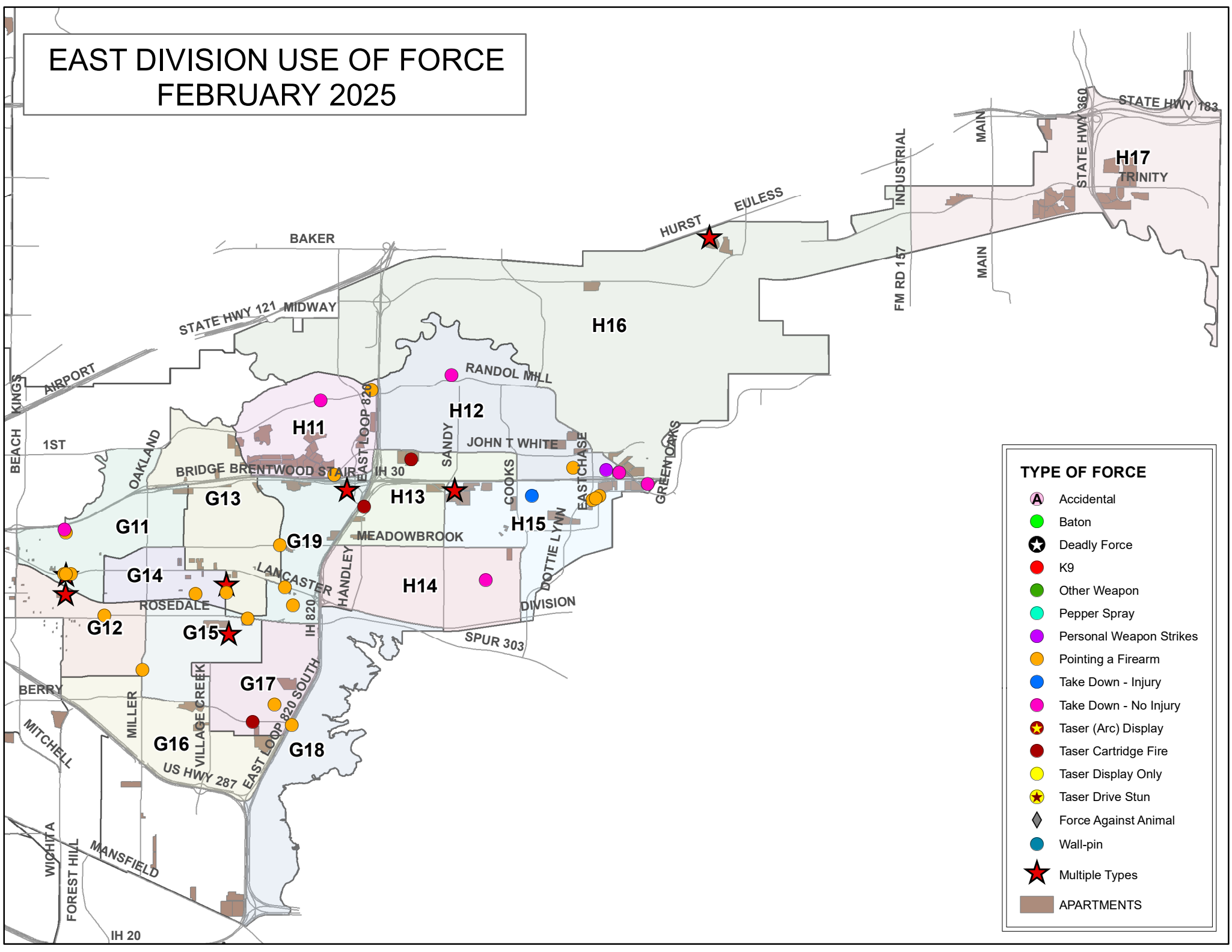
TYPE OF FORCE

- Accidental
- Baton
- ★ Deadly Force
- K9
- Other Weapon
- Pepper Spray
- Personal Weapon Strikes
- Pointing a Firearm
- Take Down - Injury
- Take Down - No Injury
- ★ Taser (Arc) Display
- ★ Taser Cartridge Fire
- ★ Taser Display Only
- ★ Taser Drive Stun
- ◆ Force Against Animal
- Wall-pin
- ★ Multiple Types
- APARTMENT

CENTRAL DIVISION USE OF FORCE FEBRUARY 2025



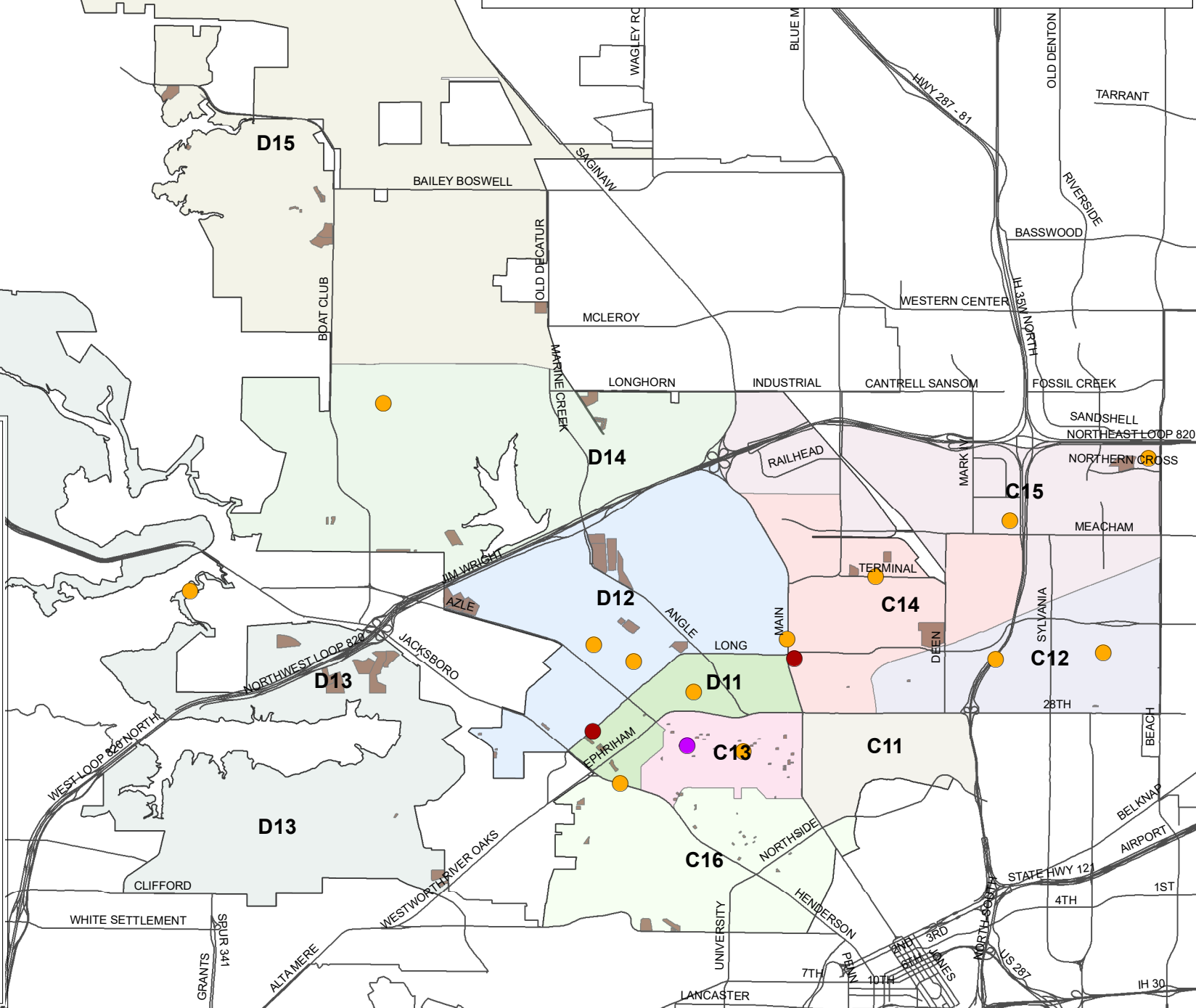
EAST DIVISION USE OF FORCE FEBRUARY 2025



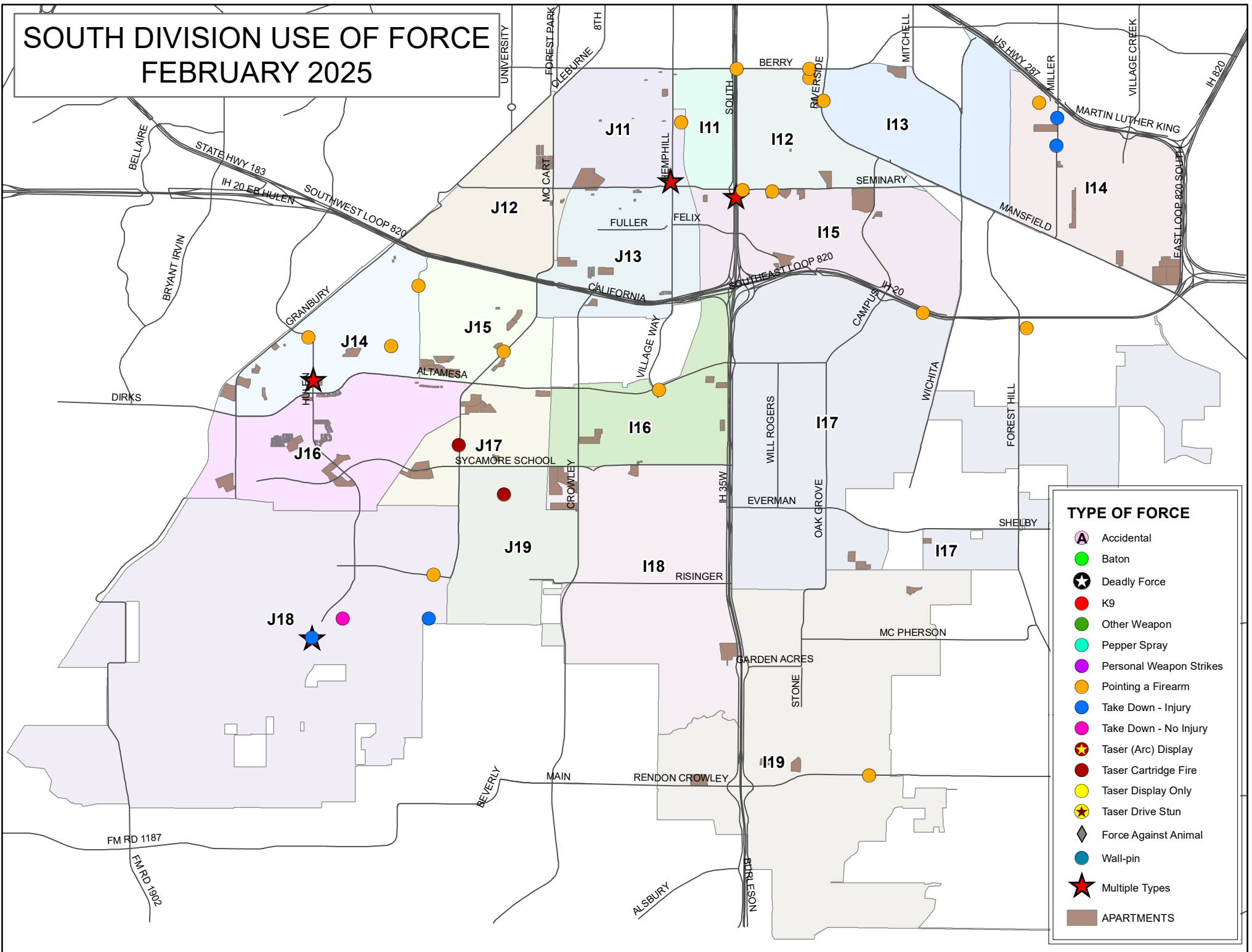
NORTHWEST DIVISION USE OF FORCE FEBRUARY 2025

TYPE OF FORCE

- Ⓐ Accidental
- Baton
- ★ Deadly Force
- K9
- Other Weapon
- Pepper Spray
- Personal Weapon Strikes
- Pointing a Firearm
- Take Down - Injury
- Take Down - No Injury
- ★ Taser (Arc) Display
- Taser Cartridge Fire
- Taser Display Only
- ★ Taser Drive Stun
- ◆ Force Against Animal
- Wall-pin
- ★ Multiple Types
- APARTMENTS



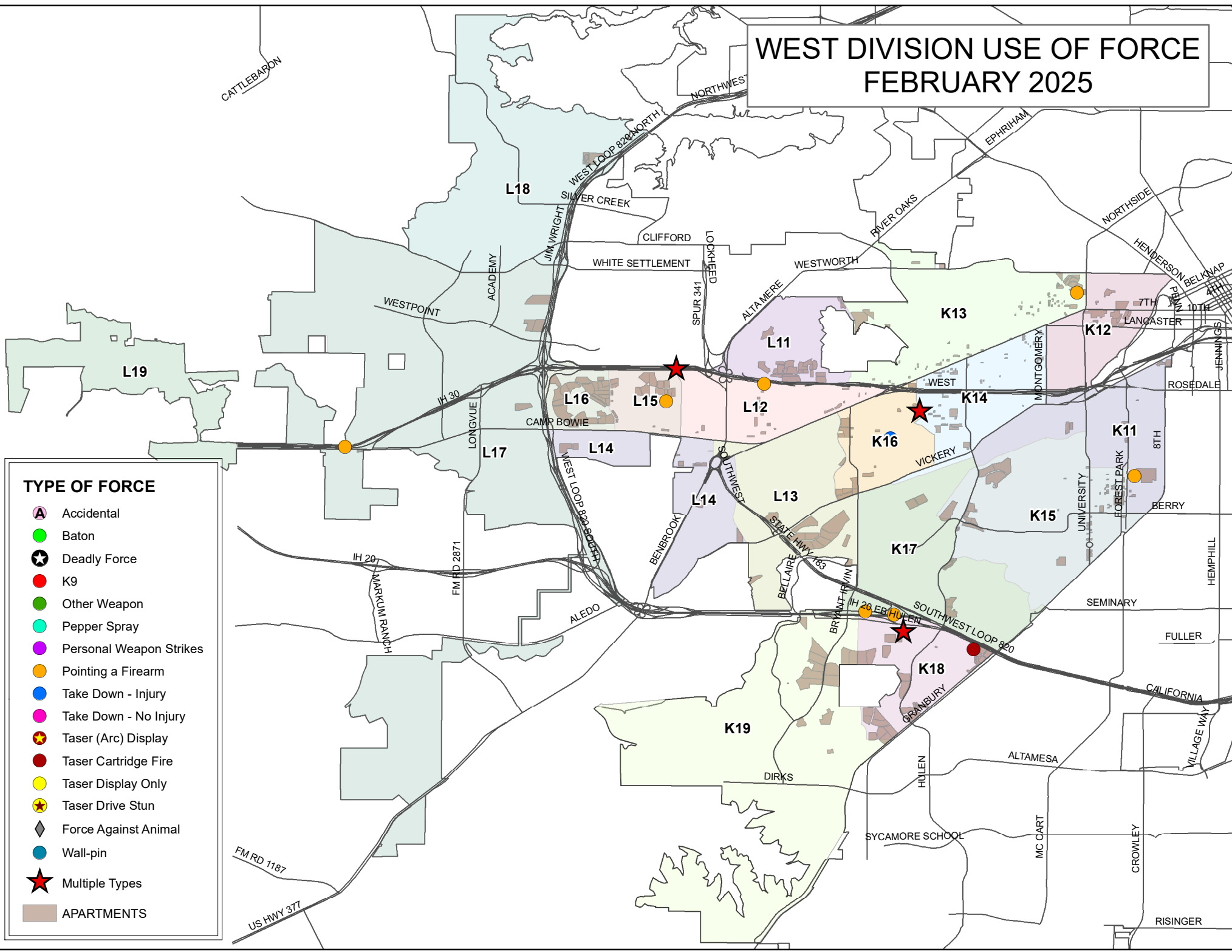
SOUTH DIVISION USE OF FORCE FEBRUARY 2025



TYPE OF FORCE

- Accidental
- Baton
- Deadly Force
- K9
- Other Weapon
- Pepper Spray
- Personal Weapon Strikes
- Pointing a Firearm
- Take Down - Injury
- Take Down - No Injury
- Taser (Arc) Display
- Taser Cartridge Fire
- Taser Display Only
- Taser Drive Stun
- Force Against Animal
- Wall-pin
- Multiple Types
- APARTMENTS

WEST DIVISION USE OF FORCE FEBRUARY 2025



TYPE OF FORCE

- Ⓐ Accidental
- Baton
- ★ Deadly Force
- K9
- Other Weapon
- Pepper Spray
- Personal Weapon Strikes
- Pointing a Firearm
- Take Down - Injury
- Take Down - No Injury
- ★ Taser (Arc) Display
- Taser Cartridge Fire
- ★ Taser Display Only
- ★ Taser Drive Stun
- ◆ Force Against Animal
- Wall-pin
- ★ Multiple Types
- APARTMENTS

CITYWIDE USE OF FORCE FEBRUARY 2025

