

Fort Worth Police Department

Use of Force Analysis Report

Use of Force Coordinator Lieutenant Pawel Nabialek

October 2024



The purpose of this report is to provide accurate statistical data as it relates to the Use of Force within Fort Worth PD. This report includes data on all reported FWPD Use of Force related incidents within this reporting period. The following systems were used to capture the included data:

- RMS Reporting System
- Blue Team
- IA Pro
- Force Analysis Section

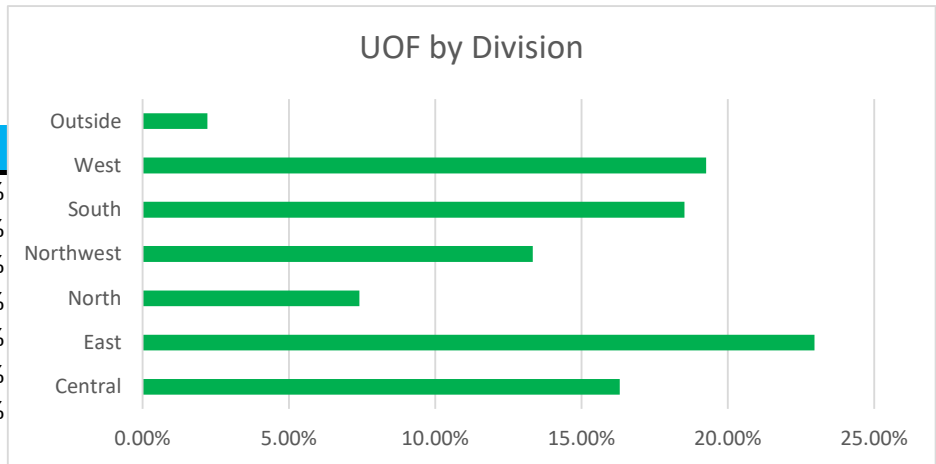
General Information

Total number of calls for service:		29,899	
Total number of custodial arrests:			1,724
Total number of subjects on which force was used:	179	0.60%	10.38%
Total number of intermediate force or greater:	46	0.15%	2.67%
Total number of low level force used:	133	0.44%	7.71%

Force Information

UOF by Division

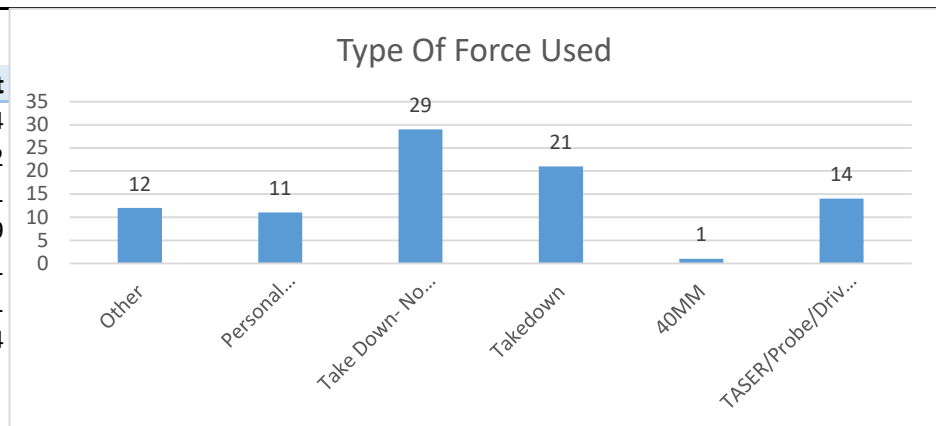
Division	%
Central	16.30%
East	22.96%
North	7.41%
Northwest	13.33%
South	18.52%
West	19.26%
Outside	2.22%



K12's beat encompasses the W. 7th Street corridor and had 3 total uses of force.
This is **12.0%** of West Division's total uses of force.

Force Information Continued

Type of Force	Count
Gun Point	114
Other	12
Personal Weapons Strike	11
Take Down- No Injury	29
Takedown	21
40MM	1
TASER/Probe/Drivestun	14



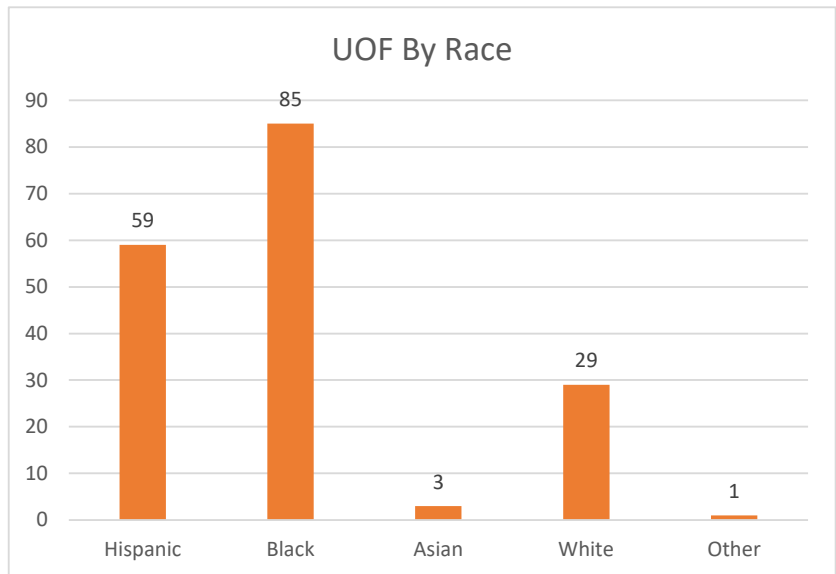
Subject Information

Average age of the subjects on which force was used:	30	
Number of subjects injured during the use of int. level force:	48	26.8%
Number of subjects who were mental app'ed:	10	5.6%
Number of suspects who were arrested:	106	59.2%
Incidents where mental health may have played a role:	15	8.4%
Incidents where alcohol may have played a role:	13	7.3%
Incidents where narcotics may have played a role:	7	3.9%

Subjects by Gender:	Male:	145	81.92%
	Female:	32	18.08%

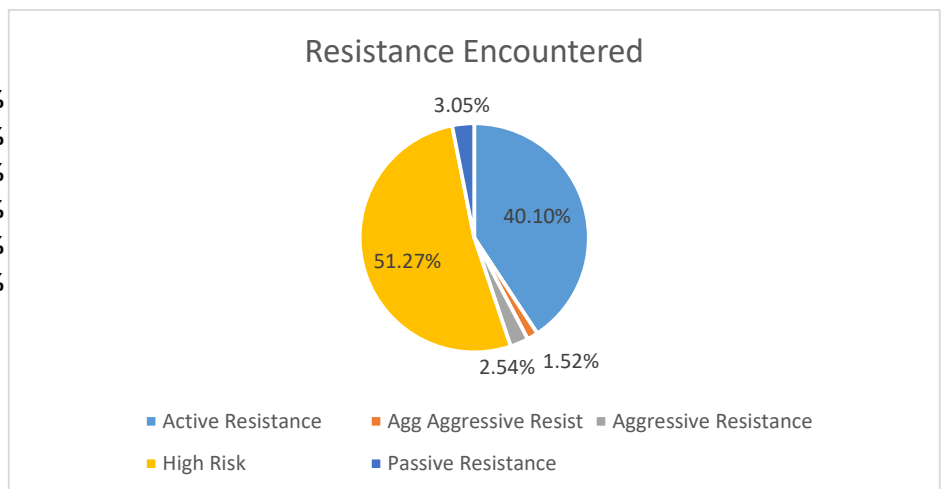
Subjects by Race

Hispanic	59	33.33%
Black	85	48.02%
Asian	3	1.69%
White	29	16.38%
Other	1	0.56%



Resistance Encountered

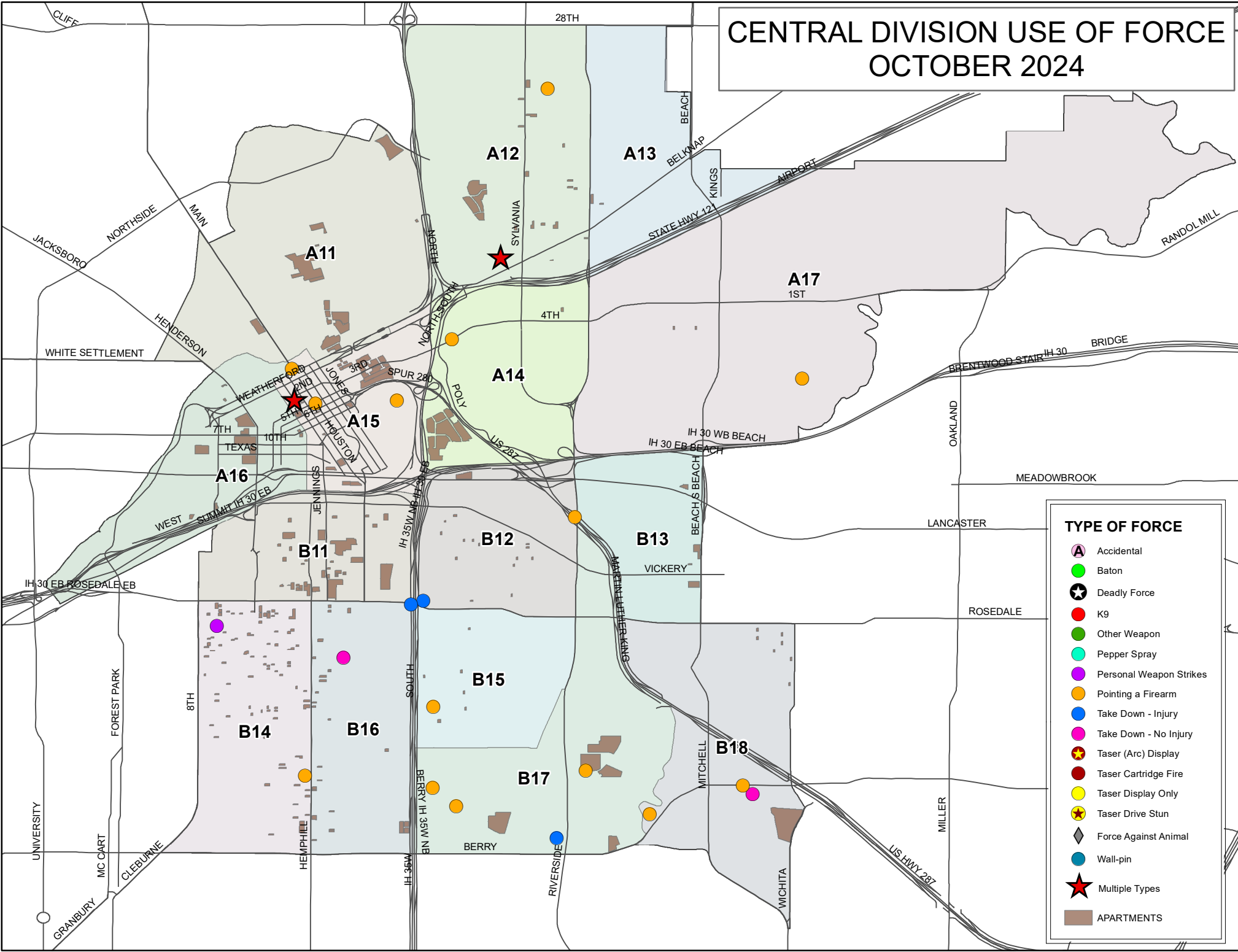
Active Resistance	40.10%
Agg Aggressive Resist	1.52%
Aggressive Resistance	2.54%
High Risk	51.27%
Passive Resistance	3.05%
Prevent Harm	1.52%



Officer Information

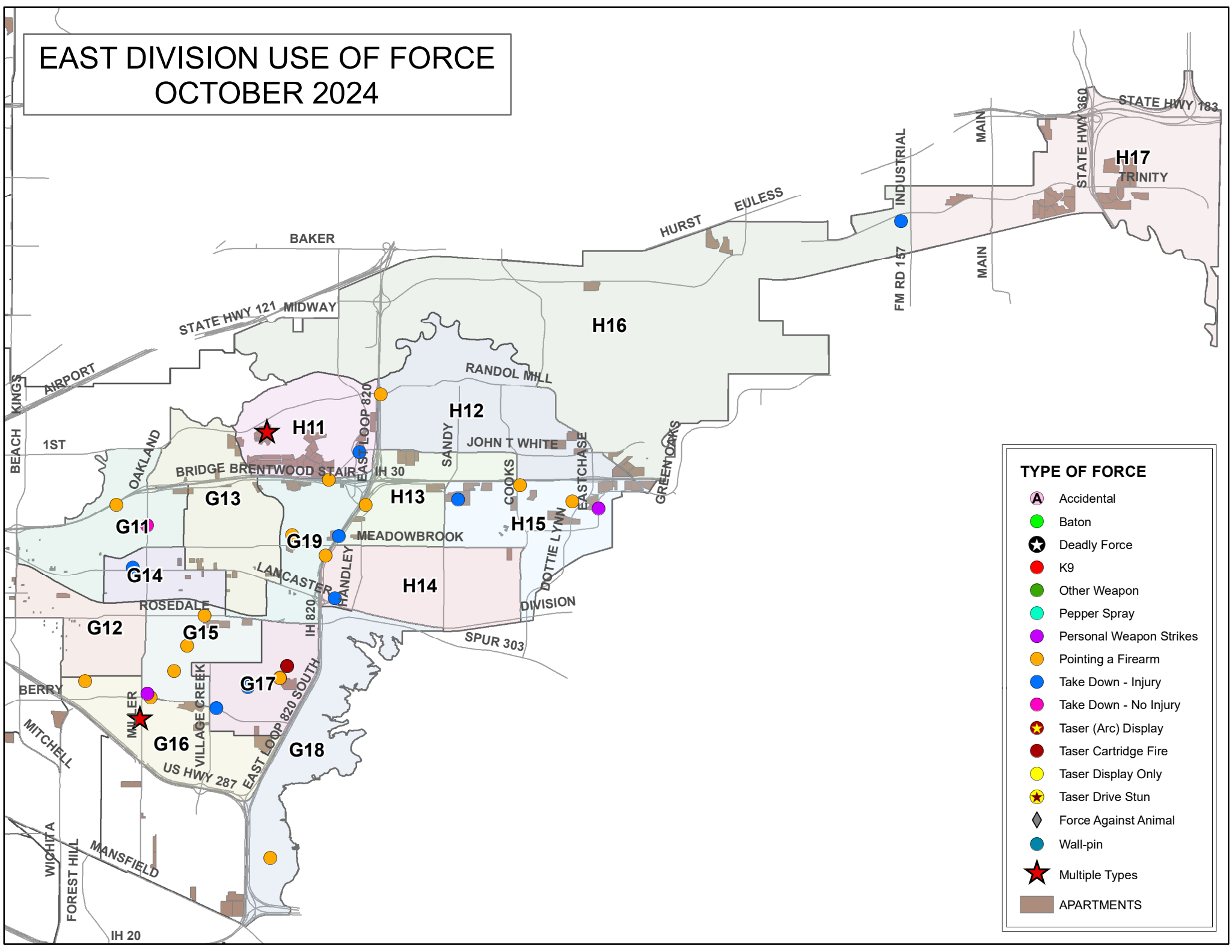
Total number of officers using force during this reporting period:		391	
Average tenure of officers using force:		6	
Officers injured:		33	8.44%
Officers by Gender:	Male:	364	93.57%
	Female:	25	6.43%
Officers by Race/Ethnicity:	2Ormore	16	4.11%
	Amind	1	0.26%
	Asian	5	1.29%
	Black	31	7.97%
	Hisp	117	30.08%
	White	219	56.30%

CENTRAL DIVISION USE OF FORCE OCTOBER 2024



TYPE OF FORCE	
	Accidental
	Baton
	Deadly Force
	K9
	Other Weapon
	Pepper Spray
	Personal Weapon Strikes
	Pointing a Firearm
	Take Down - Injury
	Take Down - No Injury
	Taser (Arc) Display
	Taser Cartridge Fire
	Taser Display Only
	Taser Drive Stun
	Force Against Animal
	Wall-pin
	Multiple Types
	APARTMENTS

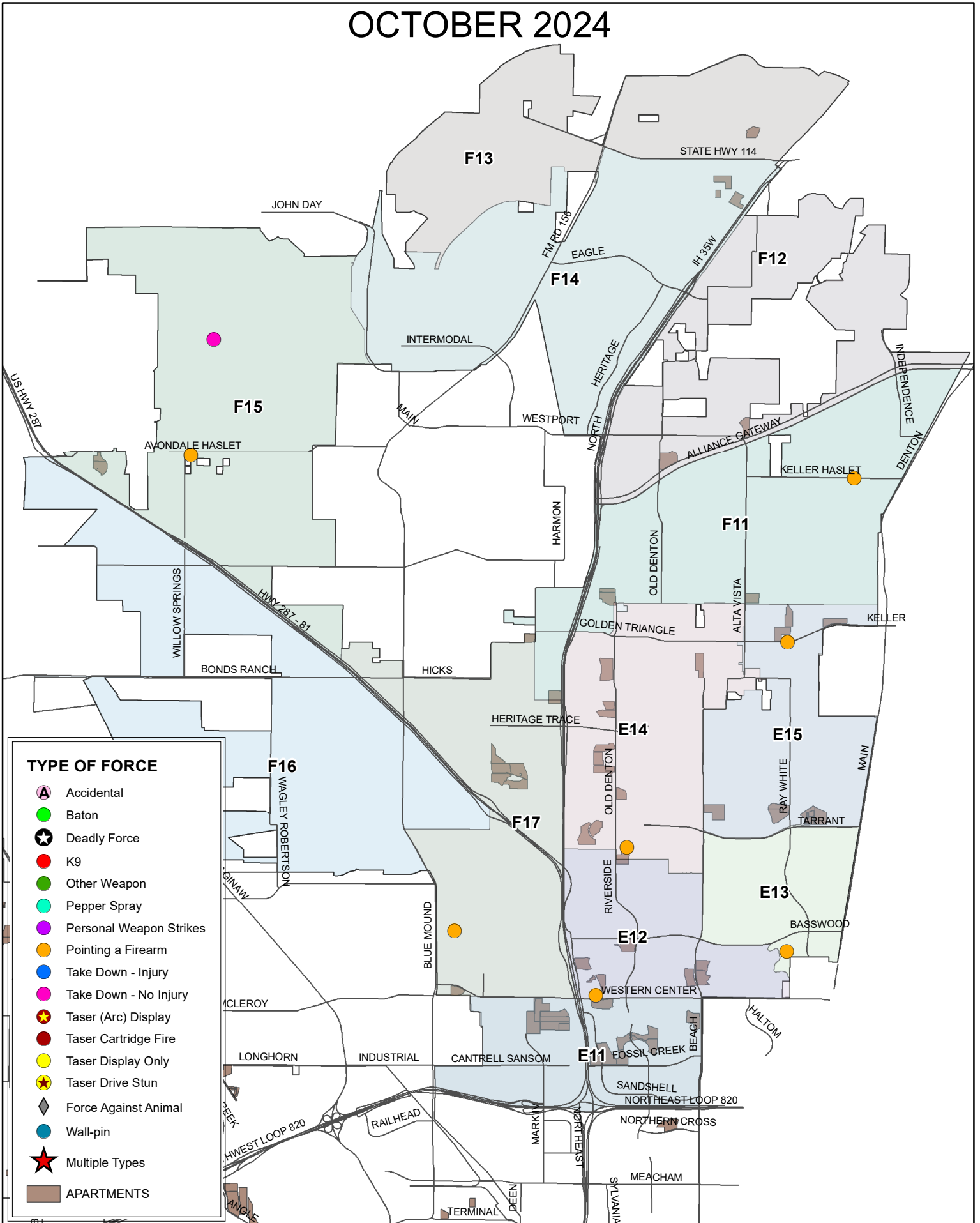
EAST DIVISION USE OF FORCE OCTOBER 2024



TYPE OF FORCE

-  Accidental
-  Baton
-  Deadly Force
-  K9
-  Other Weapon
-  Pepper Spray
-  Personal Weapon Strikes
-  Pointing a Firearm
-  Take Down - Injury
-  Take Down - No Injury
-  Taser (Arc) Display
-  Taser Cartridge Fire
-  Taser Display Only
-  Taser Drive Stun
-  Force Against Animal
-  Wall-pin
-  Multiple Types
-  APARTMENTS

NORTH DIVISION USE OF FORCE OCTOBER 2024



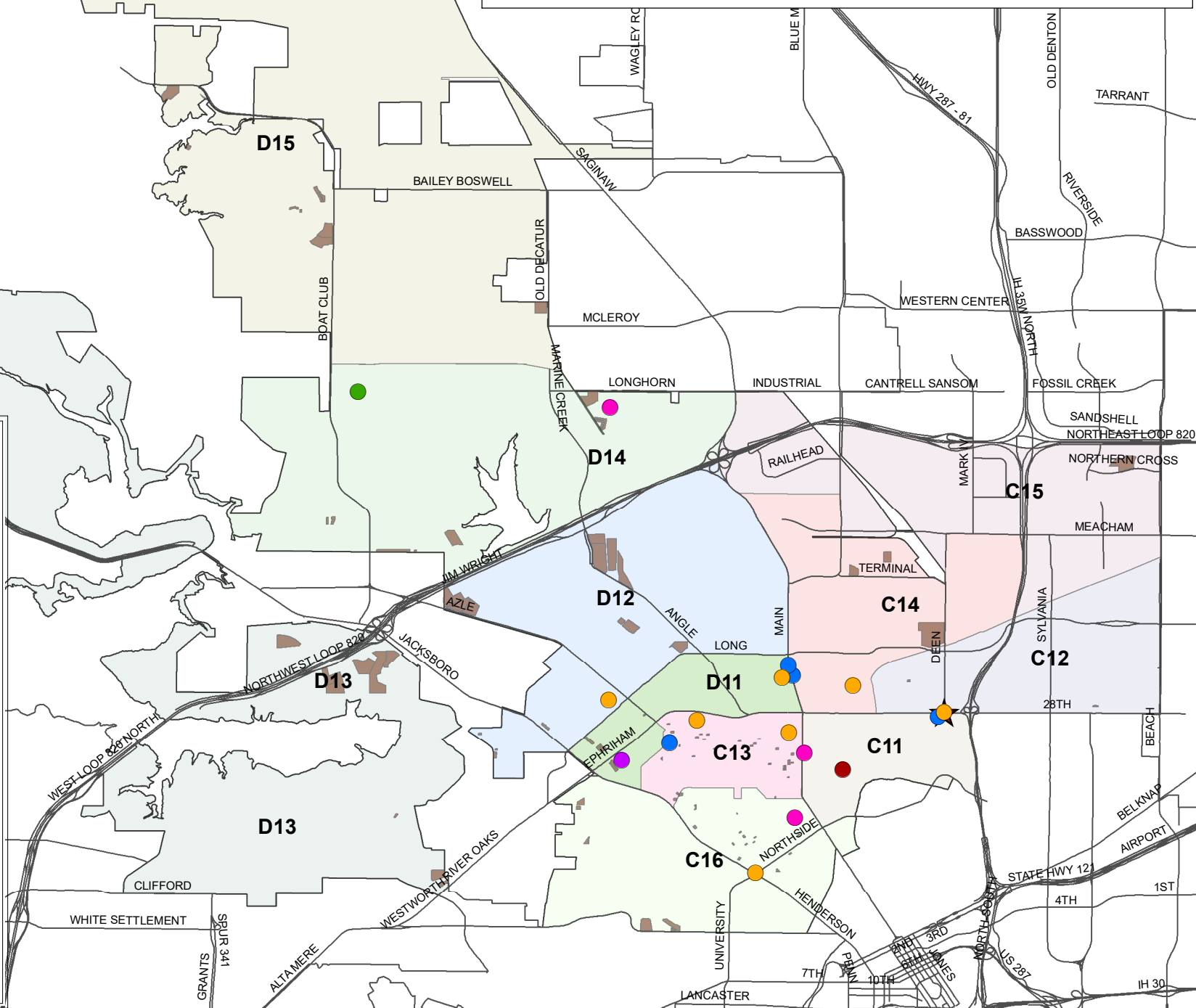
TYPE OF FORCE

- Ⓐ Accidental
- Baton
- ★ Deadly Force
- K9
- Other Weapon
- Pepper Spray
- Personal Weapon Strikes
- Pointing a Firearm
- Take Down - Injury
- Take Down - No Injury
- ★ Taser (Arc) Display
- Taser Cartridge Fire
- Taser Display Only
- ★ Taser Drive Stun
- ◆ Force Against Animal
- Wall-pin
- ★ Multiple Types
- APARTMENTS

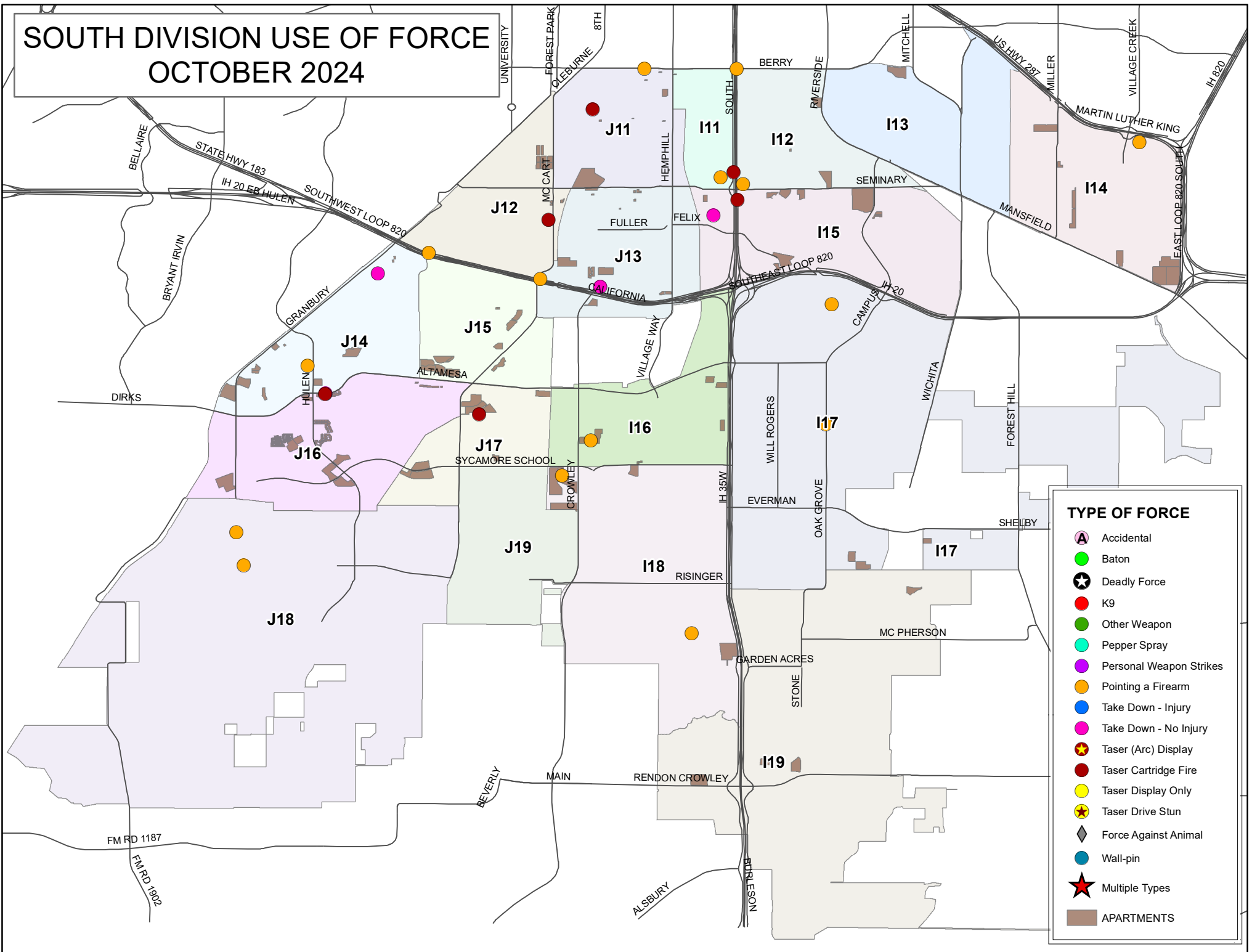
NORTHWEST DIVISION USE OF FORCE OCTOBER 2024

TYPE OF FORCE



















- ⊙ Accidental
- Baton
- ★ Deadly Force
- K9
- Other Weapon
- Pepper Spray
- Personal Weapon Strikes
- Pointing a Firearm
- Take Down - Injury
- Take Down - No Injury
- ★ Taser (Arc) Display
- Taser Cartridge Fire
- Taser Display Only
- ★ Taser Drive Stun
- ◆ Force Against Animal
- Wall-pin
- ★ Multiple Types
- APARTMENTS



SOUTH DIVISION USE OF FORCE OCTOBER 2024



TYPE OF FORCE

-  Accidental
-  Baton
-  Deadly Force
-  K9
-  Other Weapon
-  Pepper Spray
-  Personal Weapon Strikes
-  Pointing a Firearm
-  Take Down - Injury
-  Take Down - No Injury
-  Taser (Arc Display)
-  Taser Cartridge Fire
-  Taser Display Only
-  Taser Drive Stun
-  Force Against Animal
-  Wall-pin
-  Multiple Types
-  APARTMENTS

CITYWIDE USE OF FORCE OCTOBER 2024

