

Fort Worth Police Department

Use of Force Analysis Report

Use of Force Coordinator Lieutenant Pawel Nabialek

November 2024



The purpose of this report is to provide accurate statistical data as it relates to the Use of Force within Fort Worth PD. This report includes data on all reported FWPD Use of Force related incidents within this reporting period. The following systems were used to capture the included data:

- RMS Reporting System
- Blue Team
- IA Pro
- Force Analysis Section

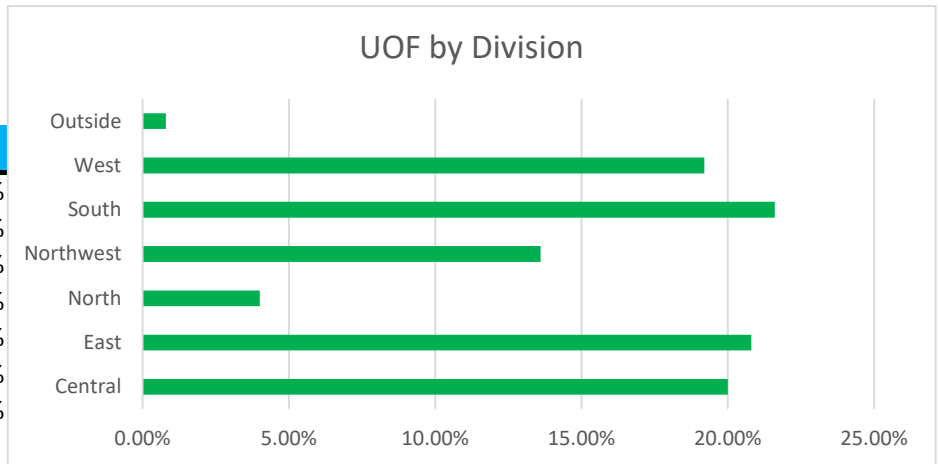
General Information

Total number of calls for service:		28,201	
Total number of custodial arrests:			1,508
Total number of subjects on which force was used:	151	0.54%	10.01%
Total number of intermediate force or greater:	39	0.14%	2.59%
Total number of low level force used:	112	0.40%	7.43%

Force Information

UOF by Division

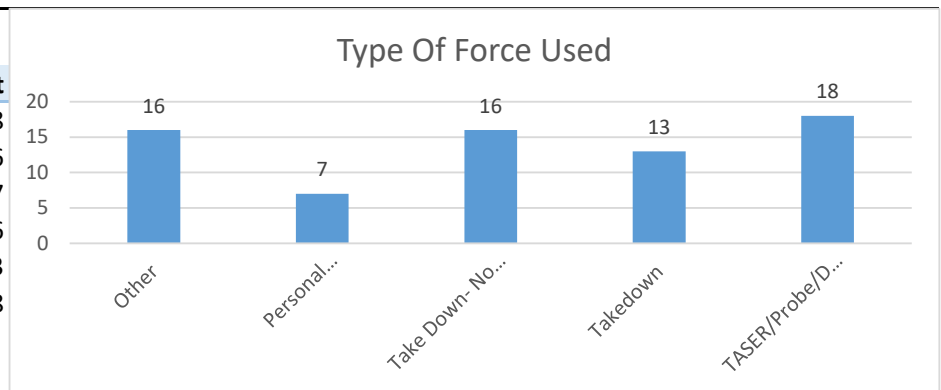
Division	%
Central	20.00%
East	20.80%
North	4.00%
Northwest	13.60%
South	21.60%
West	19.20%
Outside	0.80%



K12's beat encompasses the W. 7th Street corridor and had 3 total uses of force.
This is **13.0%** of West Division's total uses of force.

Force Information Continued

Type of Force	Count
Gun Point	98
Other	16
Personal Weapons Strike	7
Take Down- No Injury	16
Takedown	13
TASER/Probe/Drivestun	18



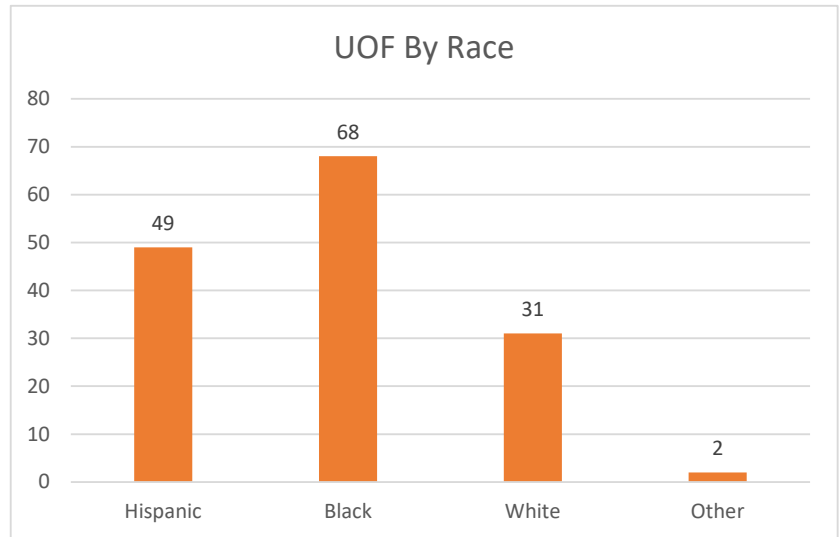
Subject Information

Average age of the subjects on which force was used:	31	
Number of subjects injured during the use of int. level force:	35	23.2%
Number of subjects who were mental app'ed:	12	7.9%
Number of suspects who were arrested:	103	68.2%
Incidents where mental health may have played a role:	16	10.6%
Incidents where alcohol may have played a role:	18	11.9%
Incidents where narcotics may have played a role:	7	4.6%

Subjects by Gender:	Male:	127	84.67%
	Female:	23	15.33%

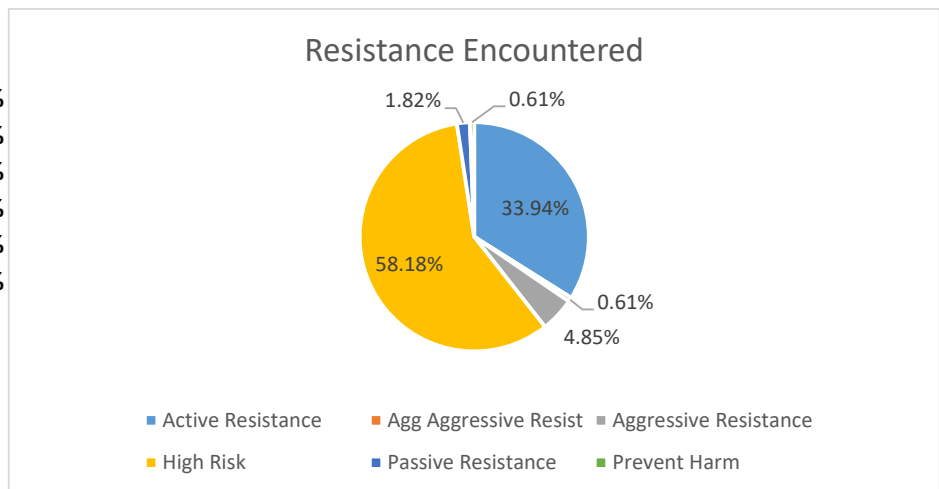
Subjects by Race

Hispanic	49	32.67%
Black	68	45.33%
White	31	20.67%
Other	2	1.33%

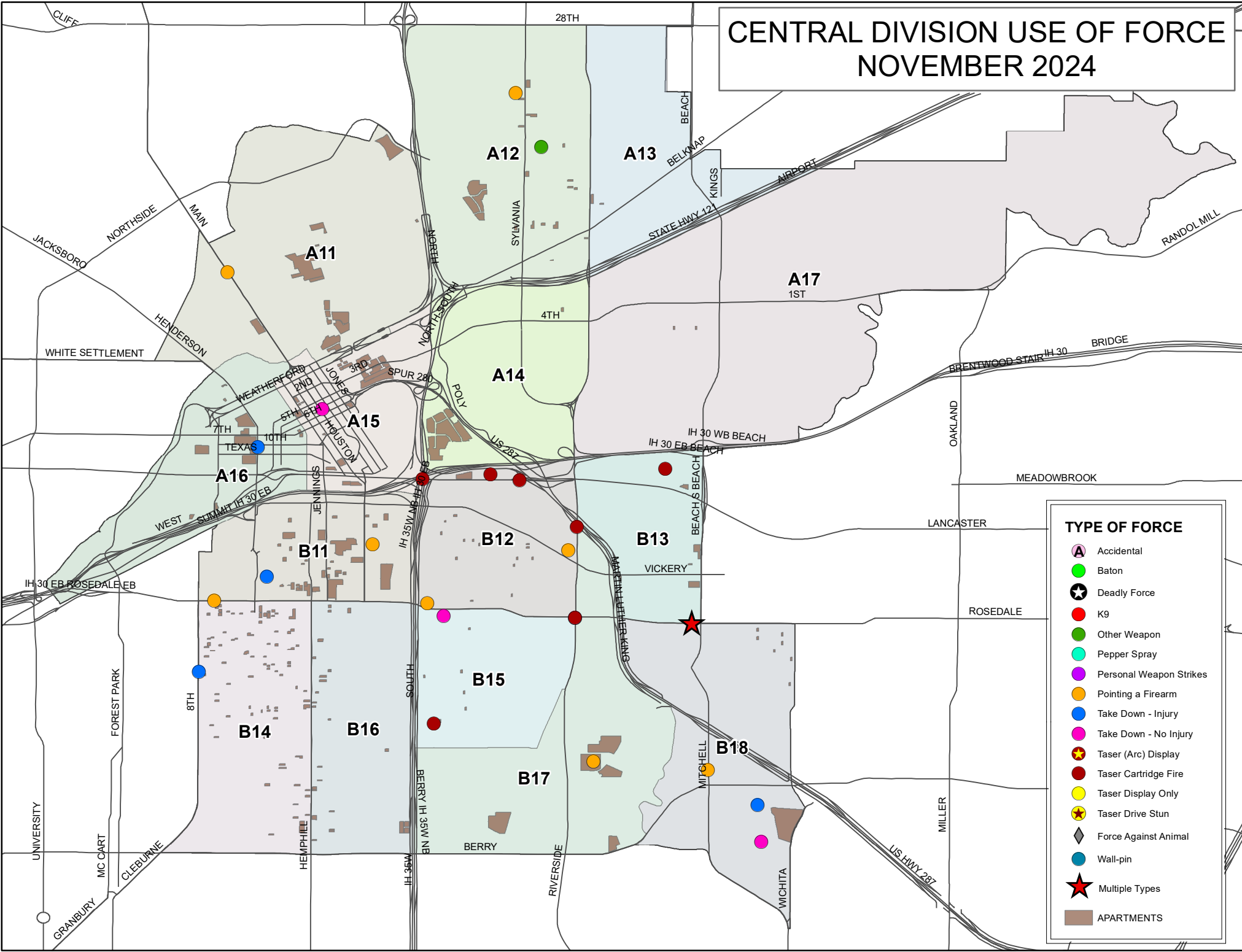


Resistance Encountered

Active Resistance	33.94%
Agg Aggressive Resist	0.61%
Aggressive Resistance	4.85%
High Risk	58.18%
Passive Resistance	1.82%
Prevent Harm	0.61%



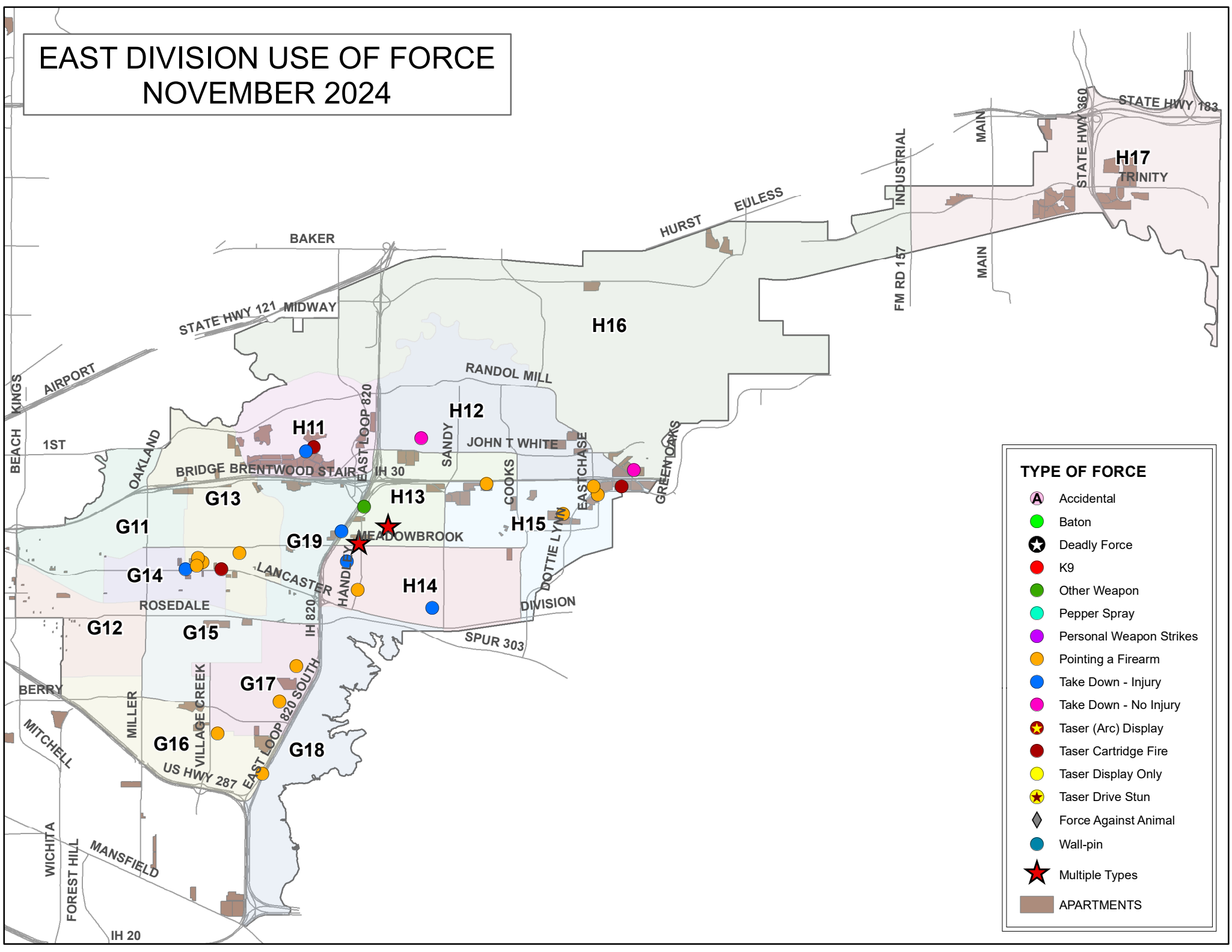
CENTRAL DIVISION USE OF FORCE NOVEMBER 2024



TYPE OF FORCE

- Accidental
- Baton
- Deadly Force
- K9
- Other Weapon
- Pepper Spray
- Personal Weapon Strikes
- Pointing a Firearm
- Take Down - Injury
- Take Down - No Injury
- Taser (Arc) Display
- Taser Cartridge Fire
- Taser Display Only
- Taser Drive Stun
- Force Against Animal
- Wall-pin
- Multiple Types
- APARTMENTS

EAST DIVISION USE OF FORCE NOVEMBER 2024

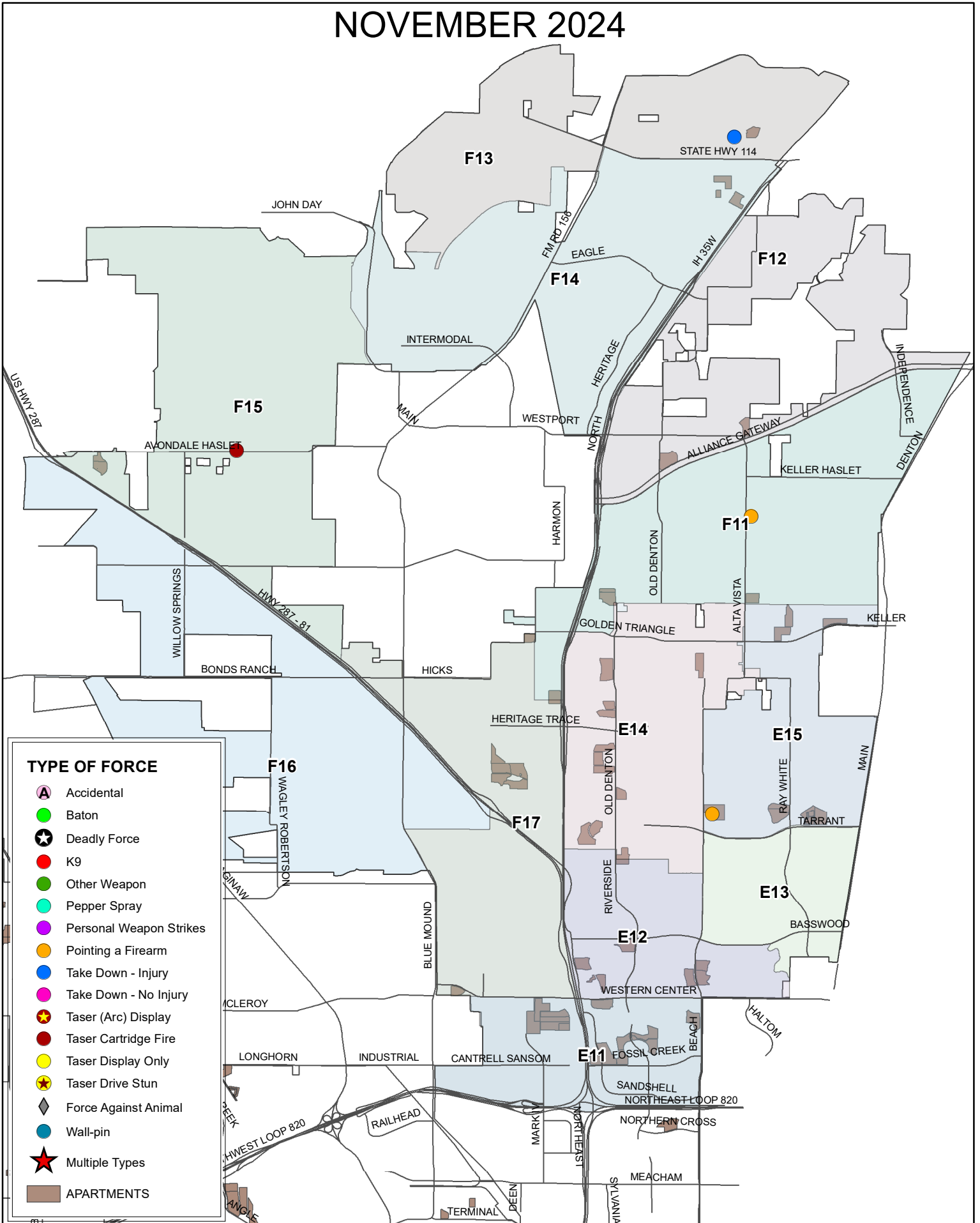


TYPE OF FORCE

- Accidental
- Baton
- Deadly Force
- K9
- Other Weapon
- Pepper Spray
- Personal Weapon Strikes
- Pointing a Firearm
- Take Down - Injury
- Take Down - No Injury
- Taser (Arc) Display
- Taser Cartridge Fire
- Taser Display Only
- Taser Drive Stun
- Force Against Animal
- Wall-pin
- Multiple Types
- APARTMENTS

NORTH DIVISION USE OF FORCE

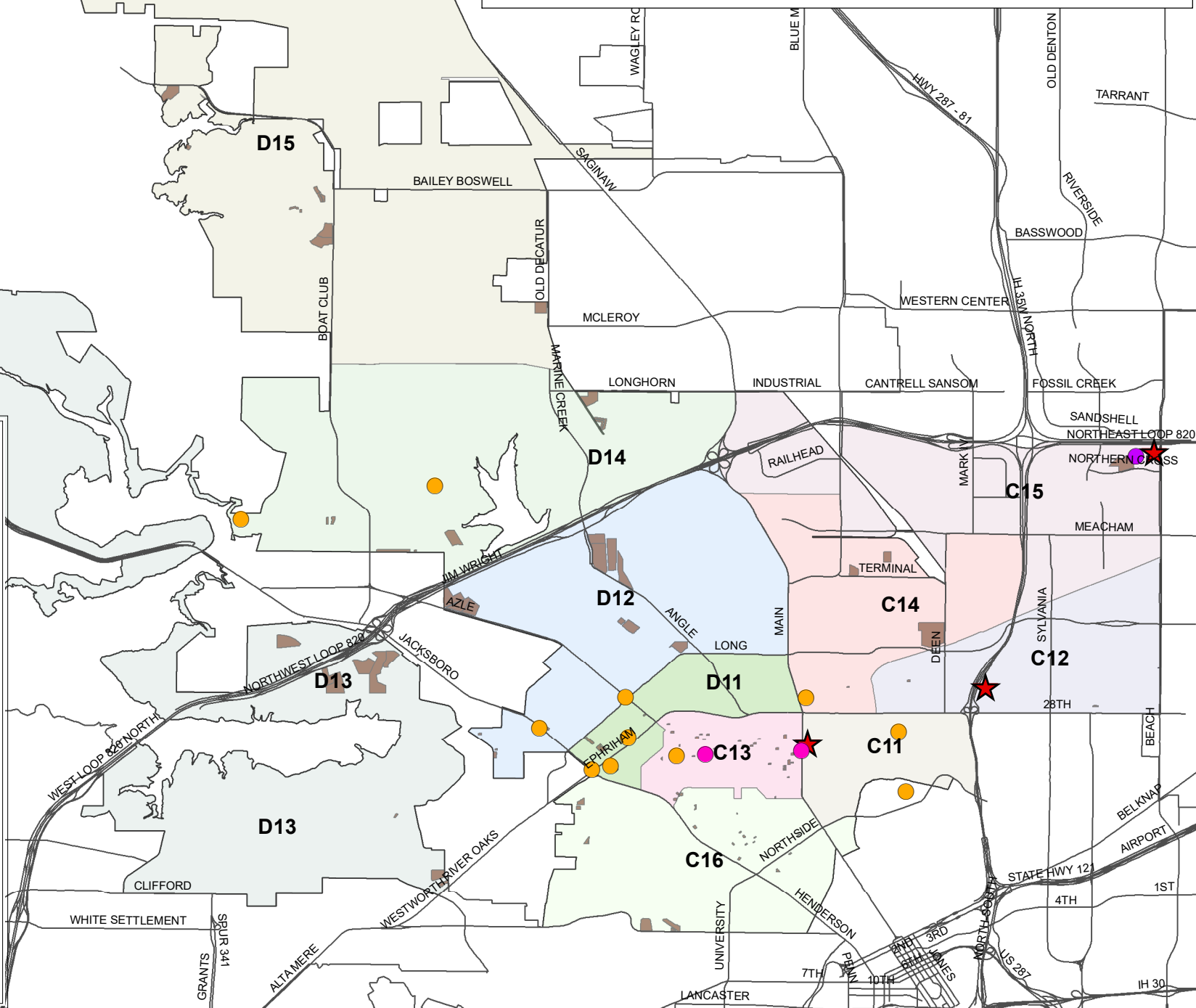
NOVEMBER 2024



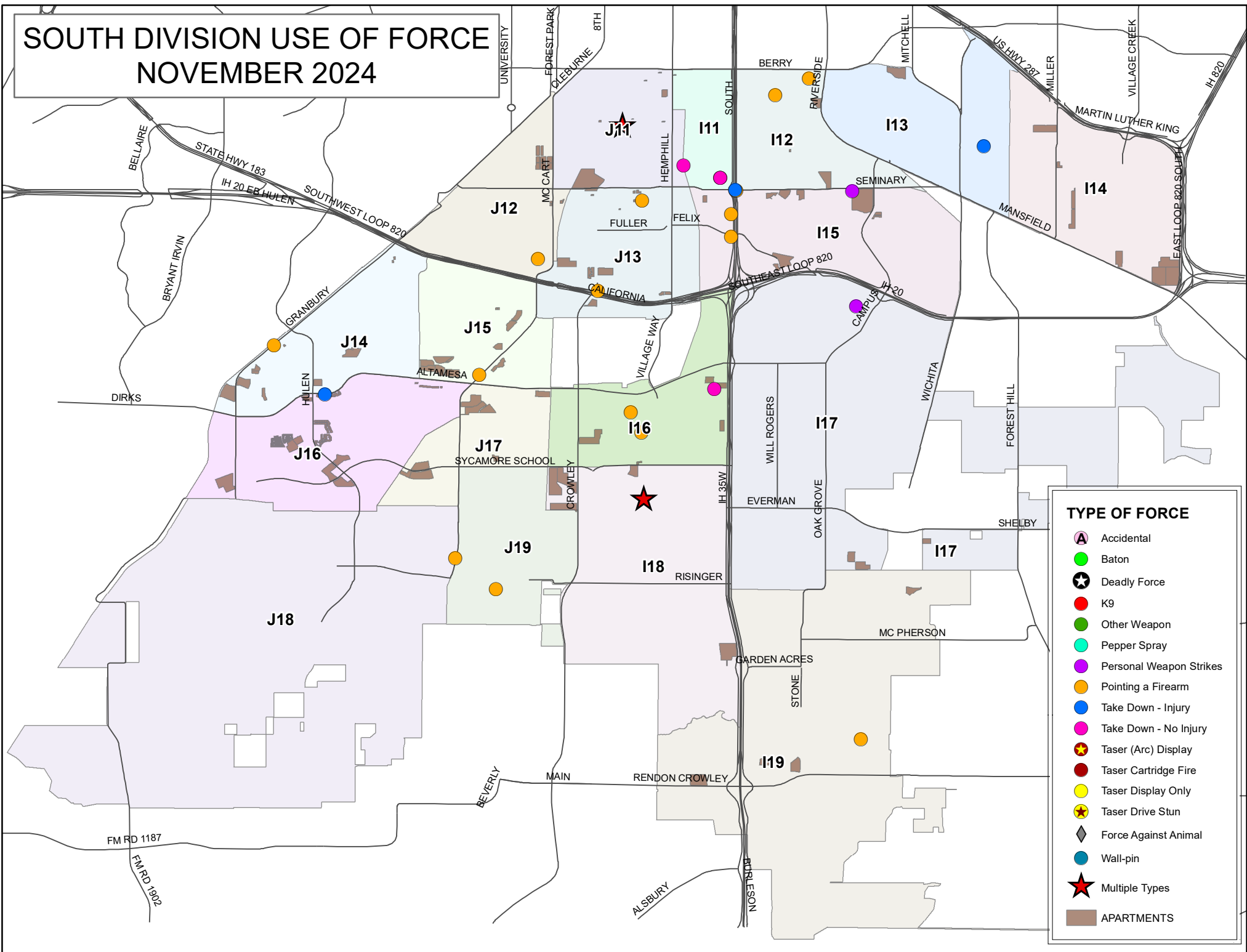
NORTHWEST DIVISION USE OF FORCE NOVEMBER 2024

TYPE OF FORCE

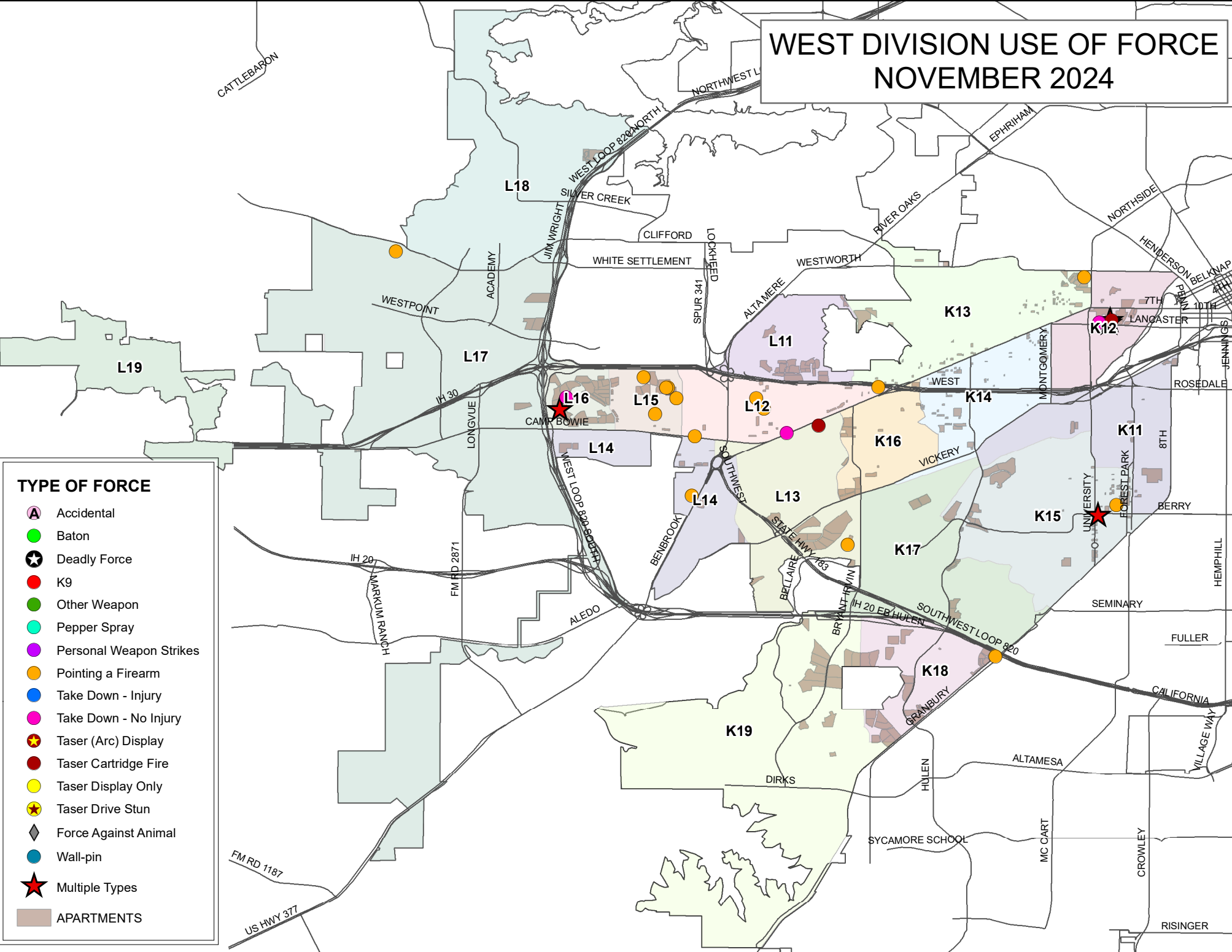
-  Accidental
-  Baton
-  Deadly Force
-  K9
-  Other Weapon
-  Pepper Spray
-  Personal Weapon Strikes
-  Pointing a Firearm
-  Take Down - Injury
-  Take Down - No Injury
-  Taser (Arc) Display
-  Taser Cartridge Fire
-  Taser Display Only
-  Taser Drive Stun
-  Force Against Animal
-  Wall-pin
-  Multiple Types
-  APARTMENTS



SOUTH DIVISION USE OF FORCE NOVEMBER 2024



WEST DIVISION USE OF FORCE NOVEMBER 2024



TYPE OF FORCE

-  Accidental
-  Baton
-  Deadly Force
-  K9
-  Other Weapon
-  Pepper Spray
-  Personal Weapon Strikes
-  Pointing a Firearm
-  Take Down - Injury
-  Take Down - No Injury
-  Taser (Arc) Display
-  Taser Cartridge Fire
-  Taser Display Only
-  Taser Drive Stun
-  Force Against Animal
-  Wall-pin
-  Multiple Types
-  APARTMENTS

CITYWIDE USE OF FORCE NOVEMBER 2024

