

# Fort Worth Police Department

## Use of Force Analysis Report

### Use of Force Coordinator Lieutenant Pawel Nabialek

February 2024



---

The purpose of this report is to provide accurate statistical data as it relates to the Use of Force within Fort Worth PD. This report includes data on all reported FWPD Use of Force related incidents within this reporting period. The following systems were used to capture the included data:

- RMS Reporting System
- Blue Team
- IA Pro
- Force Analysis Section

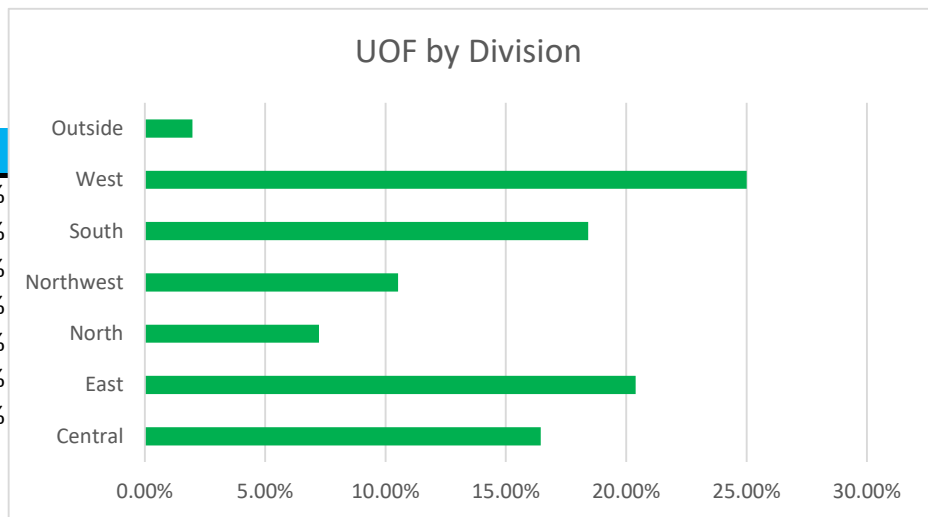
## General Information

	Total number of calls for service:	<b>27,554</b>	
	Total number of custodial arrests:		<b>1,859</b>
Total number of subjects on which force was used:	<b>206</b>	0.75%	11.08%
Total number of intermediate force or greater:	<b>40</b>	0.15%	2.15%
Total number of low level force used:	<b>166</b>	0.60%	8.93%

## Force Information

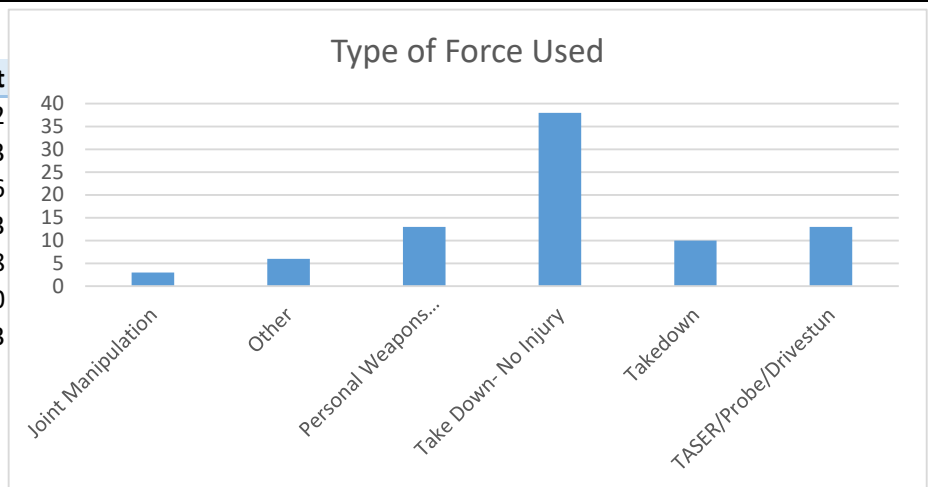
### UOF by Division

Division	%
Central	16.45%
East	20.39%
North	7.24%
Northwest	10.53%
South	18.42%
West	25.00%
Outside	1.97%



## Force Information Continued

Type of Force	Count
Gun Point	142
Joint Manipulation	3
Other	6
Personal Weapons Strike	13
Take Down- No Injury	38
Takedown	10
TASER/Probe/Drivestun	13



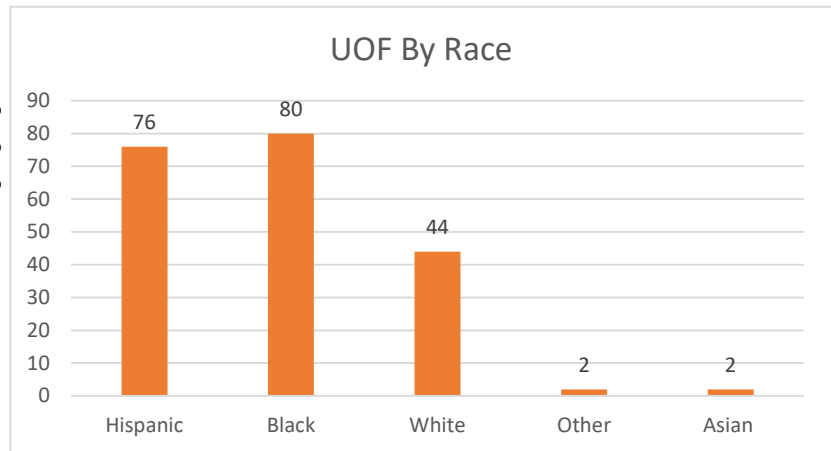
## Subject Information

Average age of the subjects on which force was used:	<b>31</b>	
Number of subjects injured during the use of int. level force:	<b>26</b>	12.6%
Number of subjects who were mental app'ed:	<b>8</b>	3.9%
Number of suspects who were arrested:	<b>144</b>	69.9%
Incidents where mental health may have played a role:	<b>10</b>	4.9%
Incidents where alcohol may have played a role:	<b>22</b>	10.7%
Incidents where narcotics may have played a role:	<b>10</b>	4.9%

Subjects by Gender:	Male:	<b>163</b>	<b>79.90%</b>
	Female:	<b>41</b>	<b>20.10%</b>

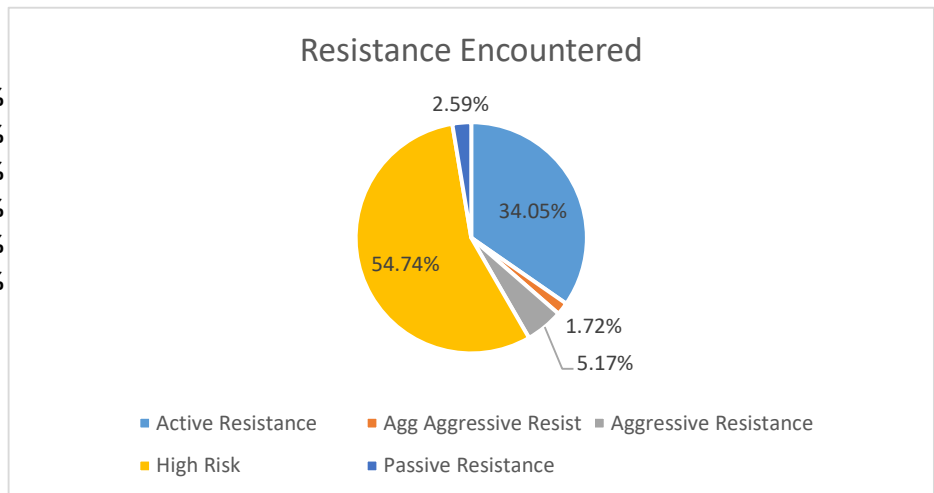
### Subjects by Race

Hispanic	<b>76</b>	<b>37.25%</b>
Black	<b>80</b>	<b>39.22%</b>
White	<b>44</b>	<b>21.57%</b>
Other	<b>2</b>	<b>0.98%</b>
Asian	<b>2</b>	<b>0.98%</b>



### Resistance Encountered

Active Resistance	<b>34.05%</b>
Agg Aggressive Resist	<b>1.72%</b>
Aggressive Resistance	<b>5.17%</b>
High Risk	<b>54.74%</b>
Passive Resistance	<b>2.59%</b>
Prevent Harm	<b>1.72%</b>



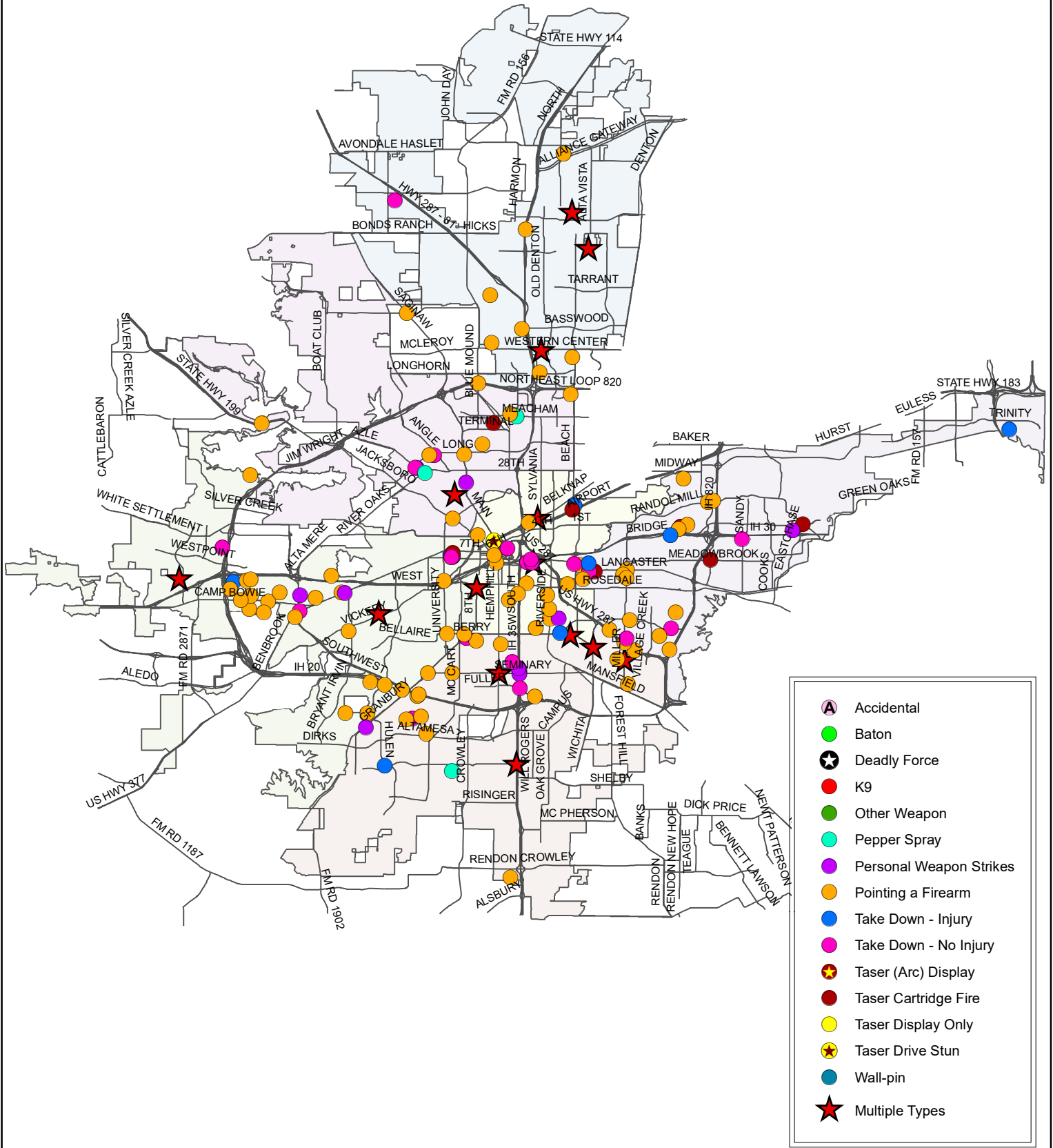
---

## Officer Information

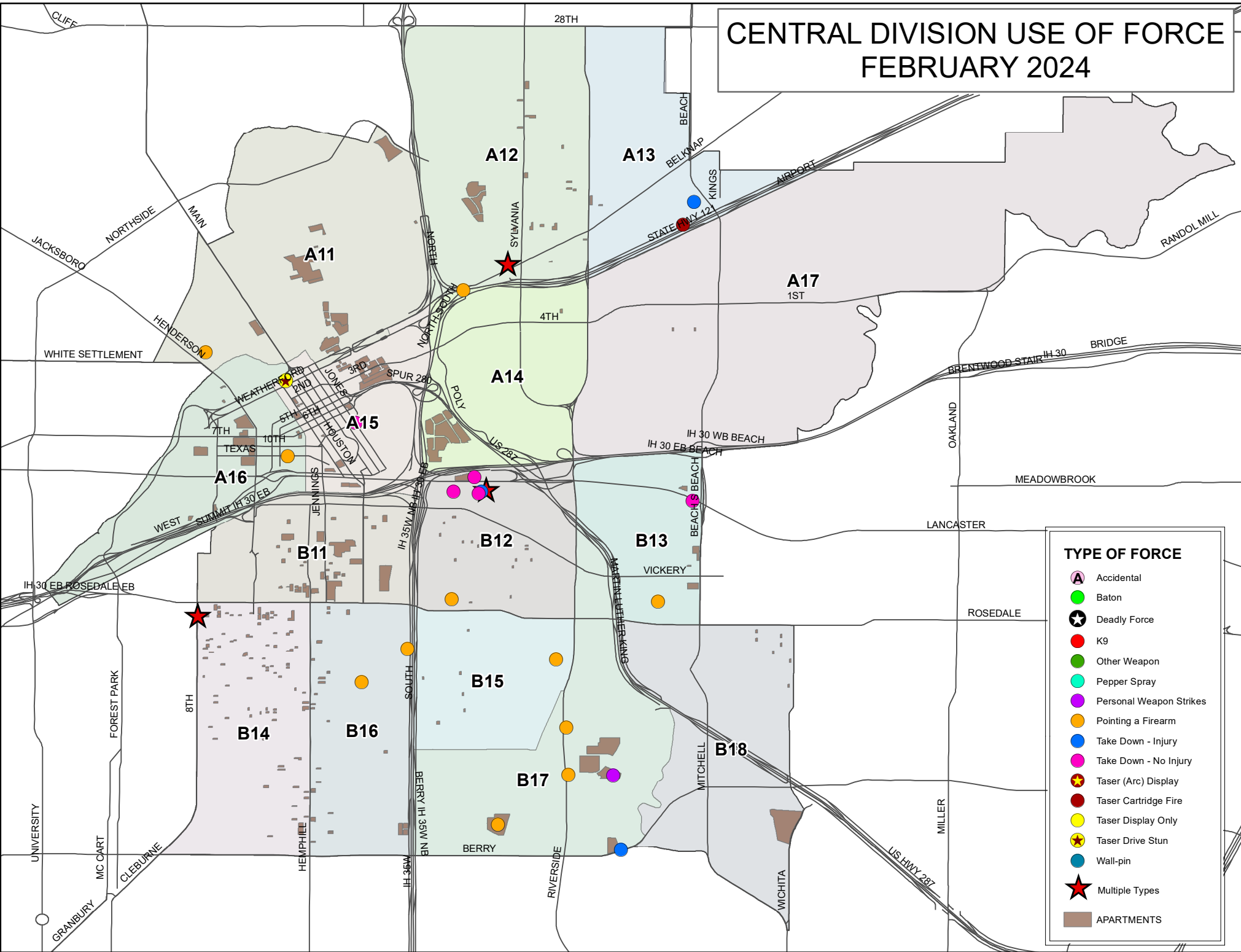
---

Total number of officers using force during this reporting period:	<b>458</b>	
Average tenure of officers using force:	<b>6</b>	
Officers injured:	<b>31</b>	<b>6.77%</b>
Officers by Gender:	Male:	421 <b>91.72%</b>
	Female:	38 <b>8.28%</b>
Officers by Race/Ethnicity:	2Ormore	17 <b>3.74%</b>
	Asian	5 <b>1.10%</b>
	Black	37 <b>8.15%</b>
	Hispa	110 <b>24.23%</b>
	White	285 <b>62.78%</b>

# CITYWIDE USE OF FORCE FEBRUARY 2024



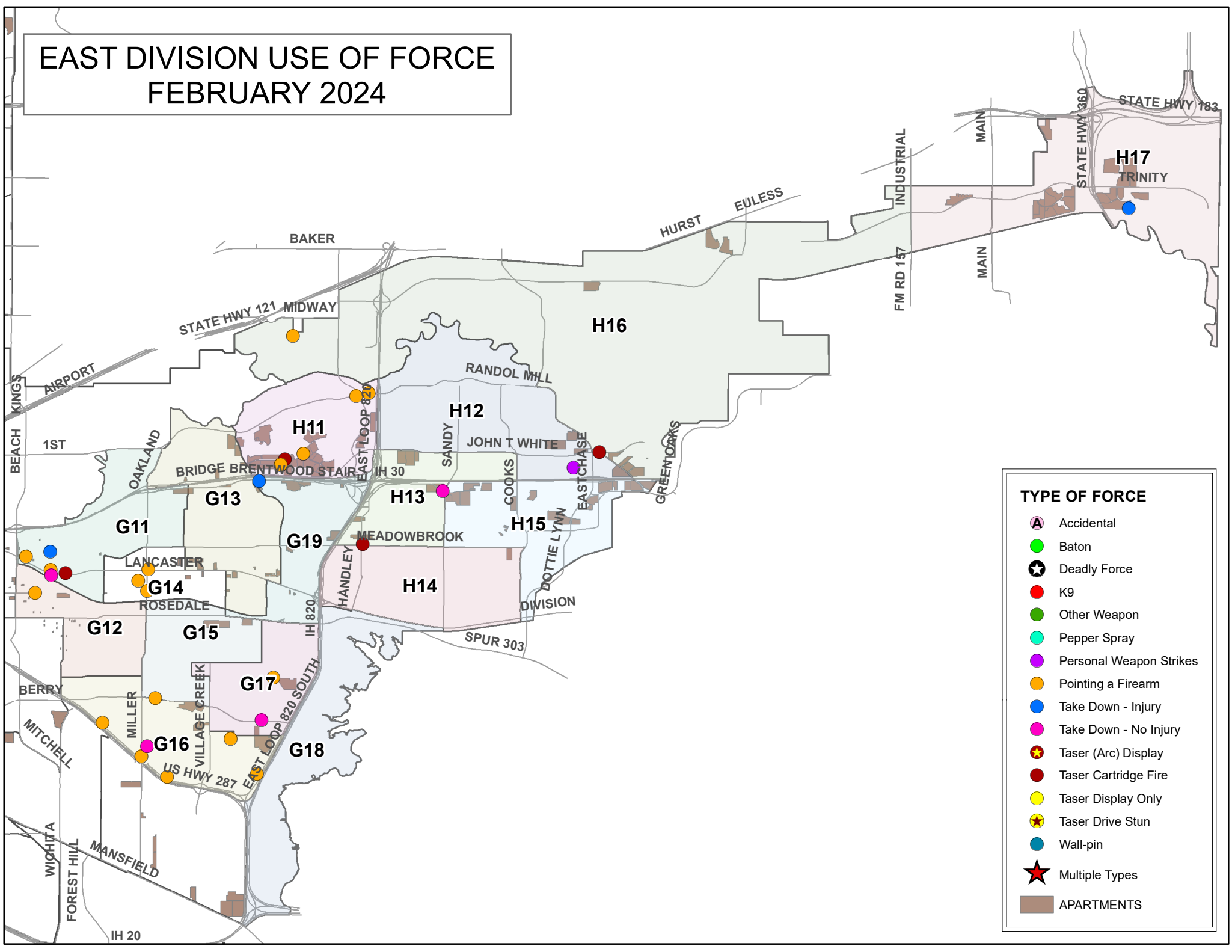
# CENTRAL DIVISION USE OF FORCE FEBRUARY 2024



**TYPE OF FORCE**

- Accidental
- Baton
- Deadly Force
- K9
- Other Weapon
- Pepper Spray
- Personal Weapon Strikes
- Pointing a Firearm
- Take Down - Injury
- Take Down - No Injury
- Taser (Arc) Display
- Taser Cartridge Fire
- Taser Display Only
- Taser Drive Stun
- Wall-pin
- Multiple Types
- APARTMENTS

# EAST DIVISION USE OF FORCE FEBRUARY 2024

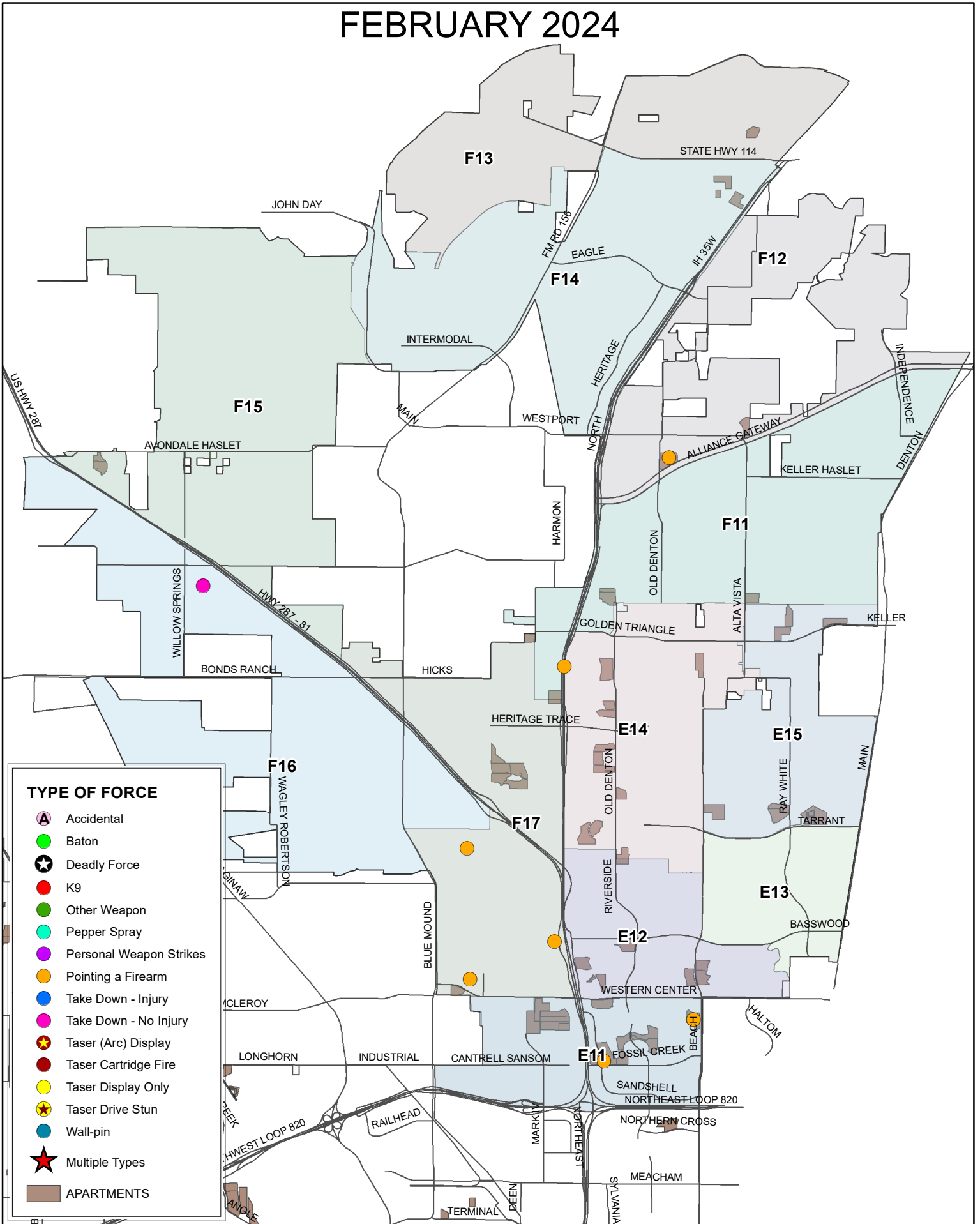


**TYPE OF FORCE**

- Accidental
- Baton
- Deadly Force
- K9
- Other Weapon
- Pepper Spray
- Personal Weapon Strikes
- Pointing a Firearm
- Take Down - Injury
- Take Down - No Injury
- Taser (Arc) Display
- Taser Cartridge Fire
- Taser Display Only
- Taser Drive Stun
- Wall-pin
- Multiple Types
- APARTMENTS

# NORTH DIVISION USE OF FORCE

## FEBRUARY 2024



### TYPE OF FORCE

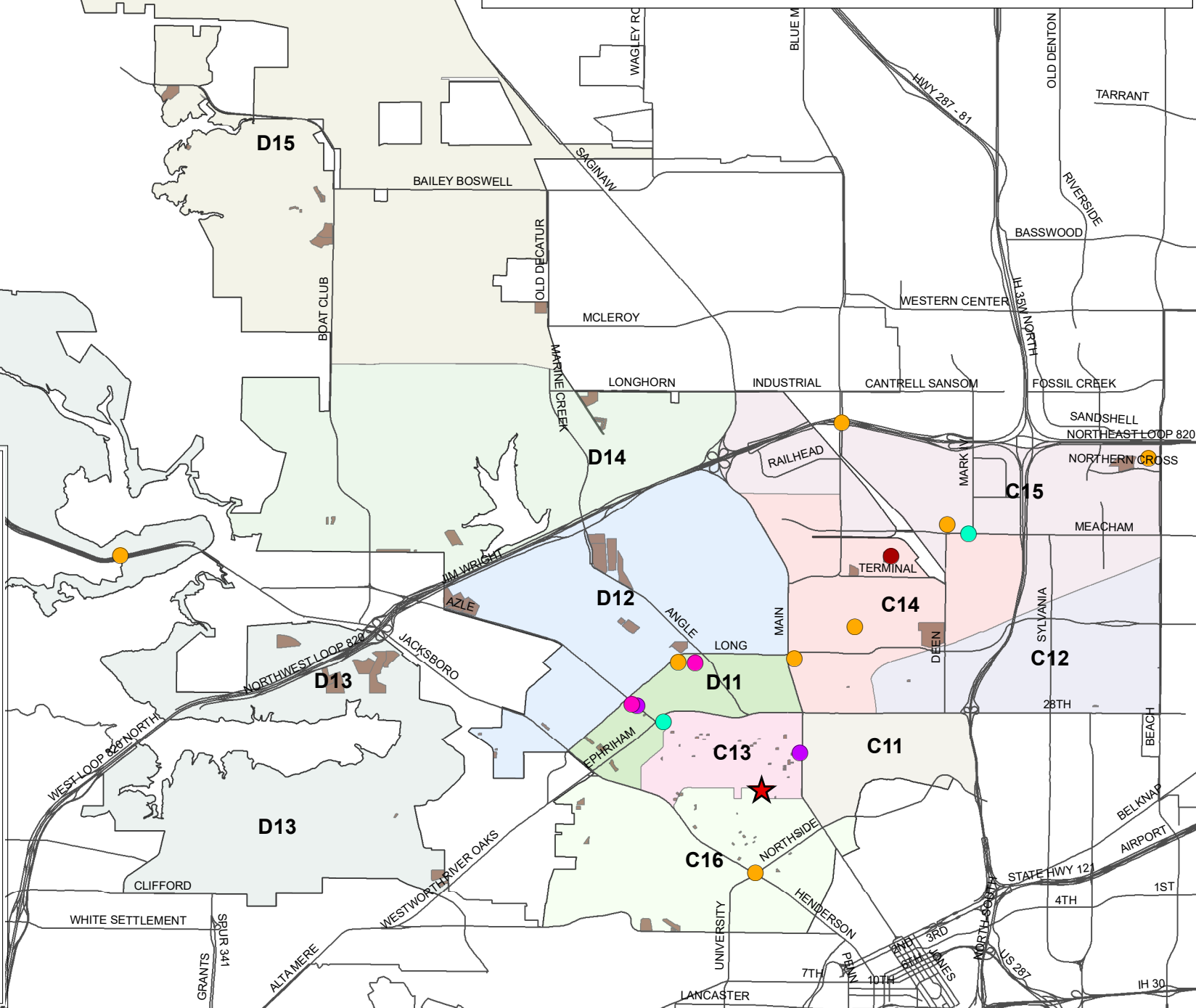
- Accidental
- Baton
- ★ Deadly Force
- K9
- Other Weapon
- Pepper Spray
- Personal Weapon Strikes
- Pointing a Firearm
- Take Down - Injury
- Take Down - No Injury
- ★ Taser (Arc) Display
- Taser Cartridge Fire
- Taser Display Only
- ★ Taser Drive Stun
- Wall-pin
- ★ Multiple Types
- APARTMENTS



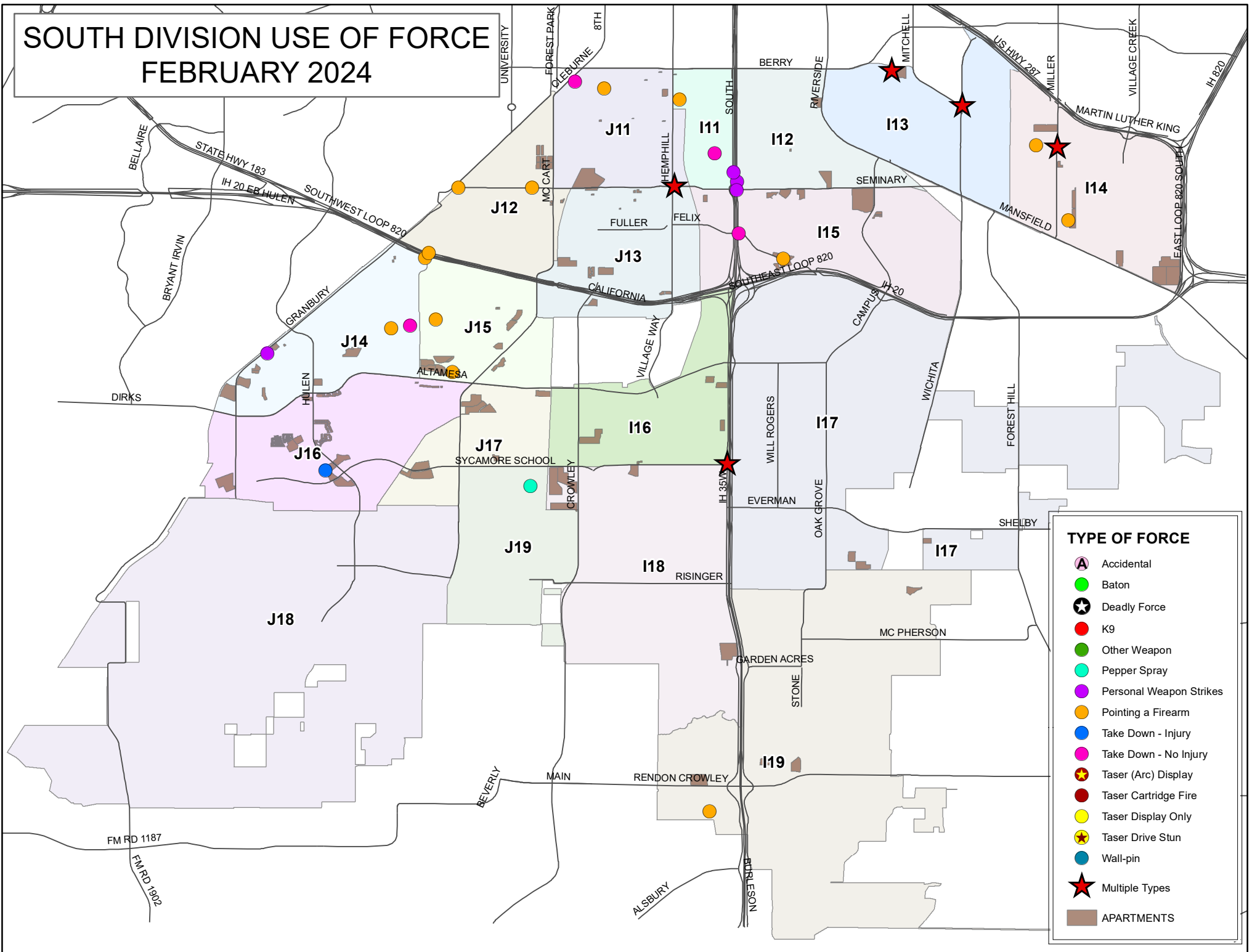
# NORTHWEST DIVISION USE OF FORCE FEBRUARY 2024

## TYPE OF FORCE

- Ⓐ Accidental
- Baton
- ★ Deadly Force
- K9
- Other Weapon
- Pepper Spray
- Personal Weapon Strikes
- Pointing a Firearm
- Take Down - Injury
- Take Down - No Injury
- ★ Taser (Arc) Display
- Taser Cartridge Fire
- ★ Taser Display Only
- ★ Taser Drive Stun
- Wall-pin
- ★ Multiple Types
- APARTMENTS



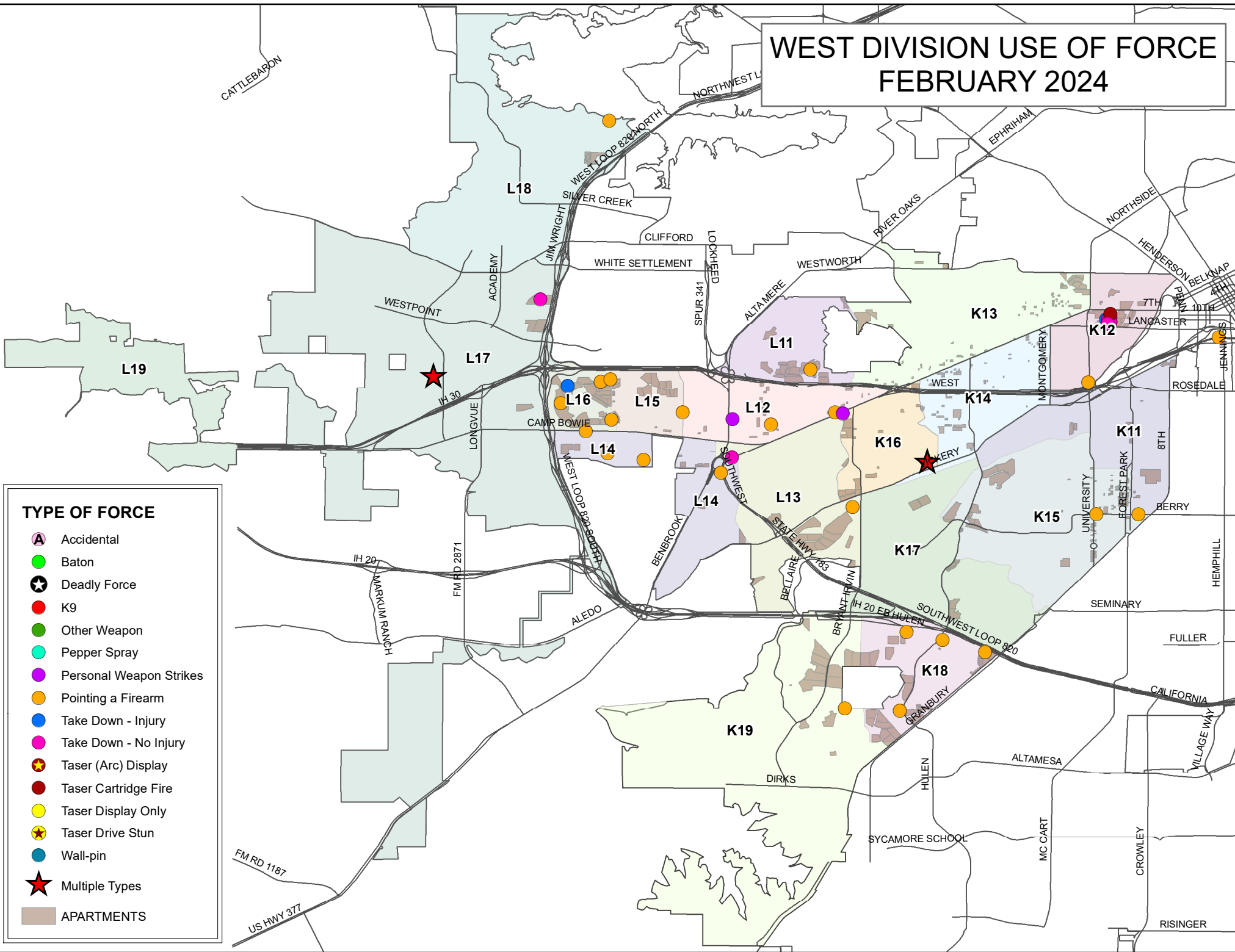
# SOUTH DIVISION USE OF FORCE FEBRUARY 2024



**TYPE OF FORCE**

- Accidental
- Baton
- Deadly Force
- K9
- Other Weapon
- Pepper Spray
- Personal Weapon Strikes
- Pointing a Firearm
- Take Down - Injury
- Take Down - No Injury
- Taser (Arc) Display
- Taser Cartridge Fire
- Taser Display Only
- Taser Drive Stun
- Wall-pin
- Multiple Types
- APARTMENTS

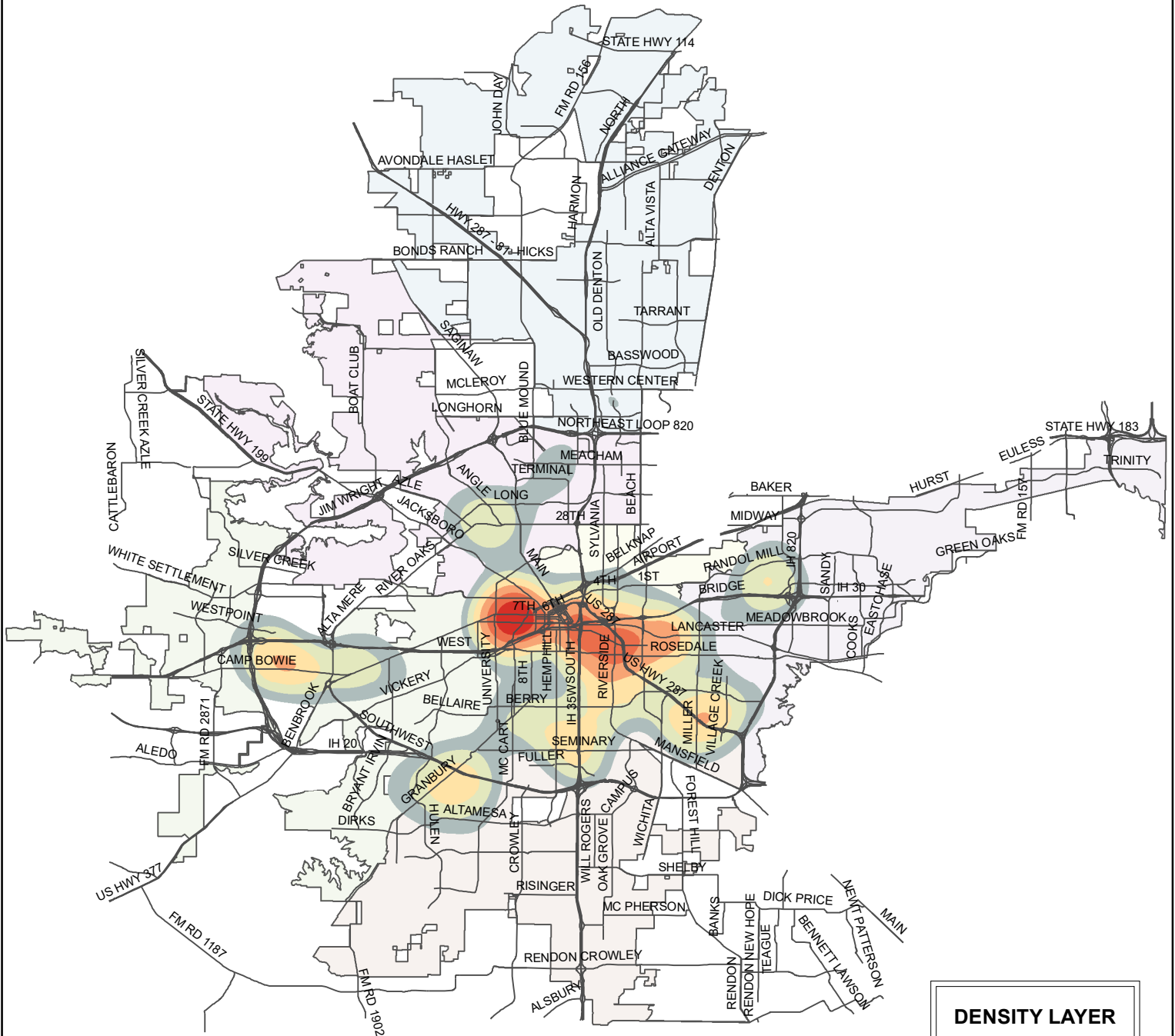
# WEST DIVISION USE OF FORCE FEBRUARY 2024



## TYPE OF FORCE

-  Accidental
-  Baton
-  Deadly Force
-  K9
-  Other Weapon
-  Pepper Spray
-  Personal Weapon Strikes
-  Pointing a Firearm
-  Take Down - Injury
-  Take Down - No Injury
-  Taser (Arc) Display
-  Taser Cartridge Fire
-  Taser Display Only
-  Taser Drive Stun
-  Wall-pin
-  Multiple Types
-  APARTMENTS

# CITYWIDE USE OF FORCE FEBRUARY 2024



**DENSITY LAYER  
FEBRUARY 2024**

	LOW
	HIGH