

Fort Worth Police Department

Use of Force Analysis Report

Use of Force Coordinator Lieutenant Pawel Nabialek

October 2023



The purpose of this report is to provide accurate statistical data as it relates to the Use of Force within Fort Worth PD. This report includes data on all reported FWPD Use of Force related incidents within this reporting period. The following systems were used to capture the included data:

- RMS Reporting System
- Blue Team
- IA Pro
- Force Analysis Section

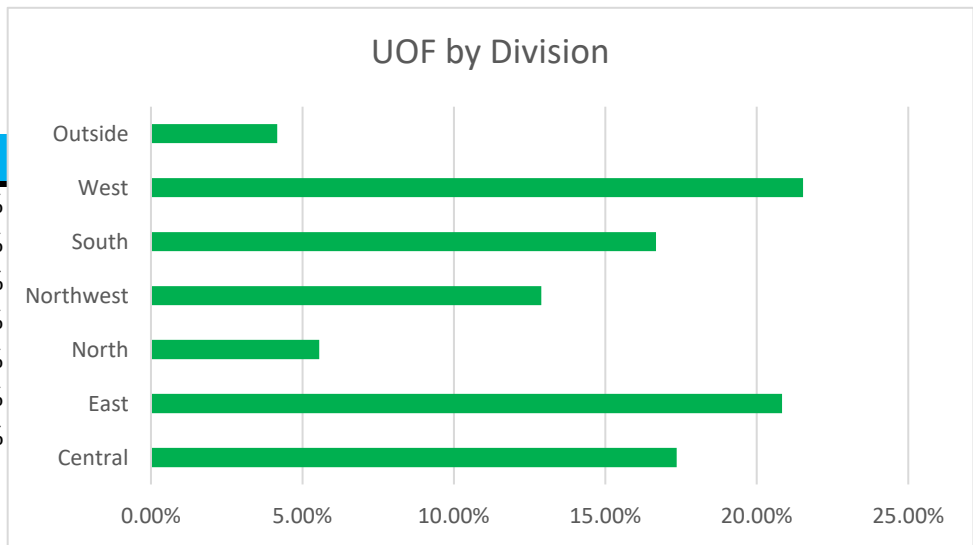
General Information

	Total number of calls for service:	29,667		
	Total number of custodial arrests:		1,672	
Total number of subjects on which force was used:	196	0.66%	11.72%	
Total number of intermediate force or greater:	38	0.13%	2.27%	
Total number of low level force used:	158	0.53%	9.45%	

Force Information

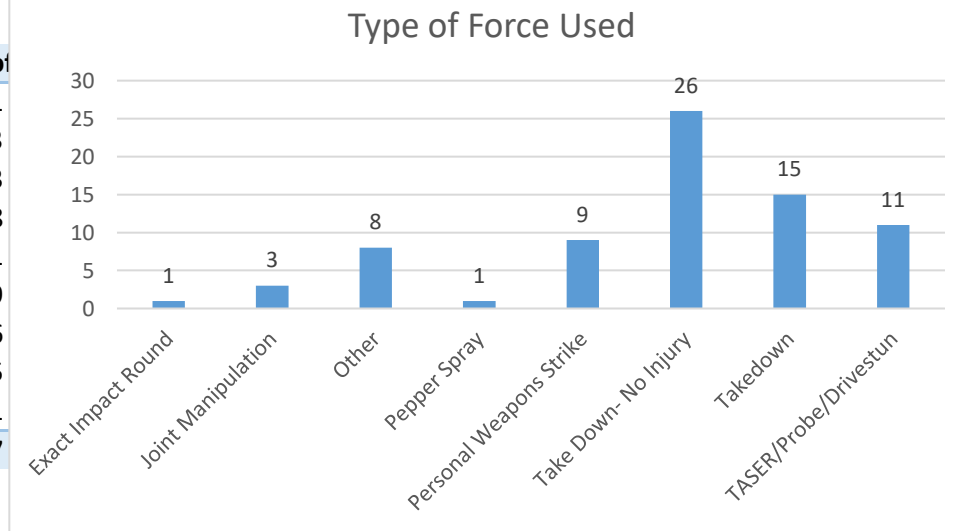
UOF by Division

Division	%
Central	17.36%
East	20.83%
North	5.56%
Northwest	12.89%
South	16.67%
West	21.53%
Outside	4.17%



Force Information Continued

Row Labels	Count of
Exact Impact Round	1
Gun Point	143
Joint Manipulation	3
Other	8
Pepper Spray	1
Personal Weapons Strike	9
Take Down- No Injury	26
Takedown	15
TASER/Probe/Drivestun	11
Grand Total	217



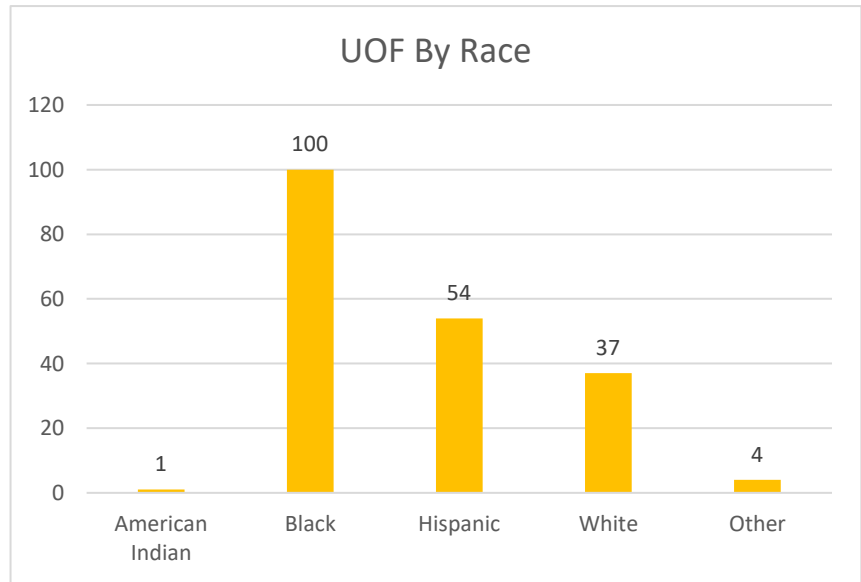
Subject Information

Average age of the subjects on which force was used:	32	
Number of subjects injured during the use of int. level force:	35	17.9%
Number of subjects who were mental app'ed:	9	4.6%
Number of suspects who were arrested:	122	62.2%
Incidents where mental health may have played a role:	18	9.2%
Incidents where alcohol may have played a role:	14	7.1%
Incidents where narcotics may have played a role:	9	4.6%

Subjects by Gender:	Male:	151	77.04%
	Female:	45	22.96%

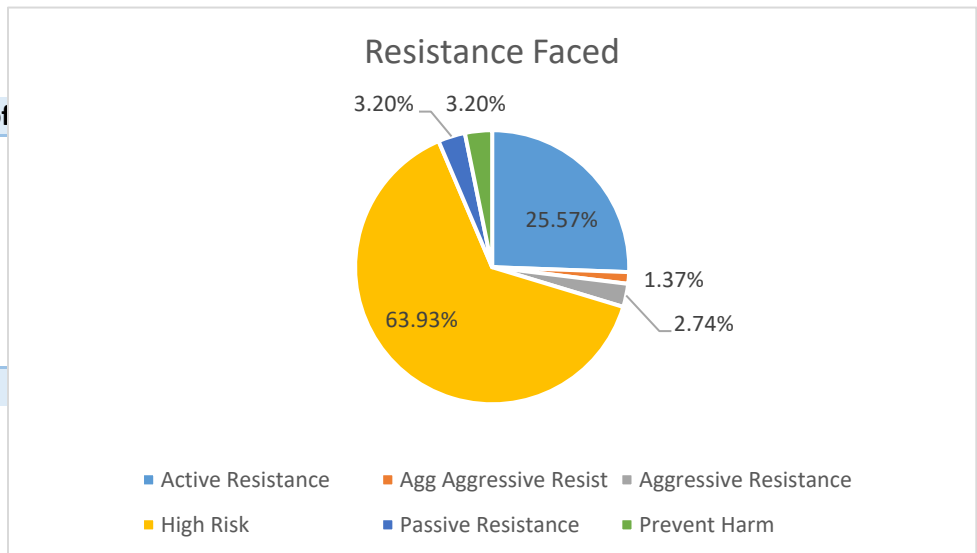
Subjects by Race

American Indian	1	0.51%
Black	100	51.02%
Hispanic	54	27.55%
White	37	18.88%
Other	4	2.04%



Resistance Encountered

Row Labels	Count of
Active Resistance	56
Agg Aggressive Resist	3
Aggressive Resistance	6
High Risk	140
Passive Resistance	7
Prevent Harm	7
Grand Total	219



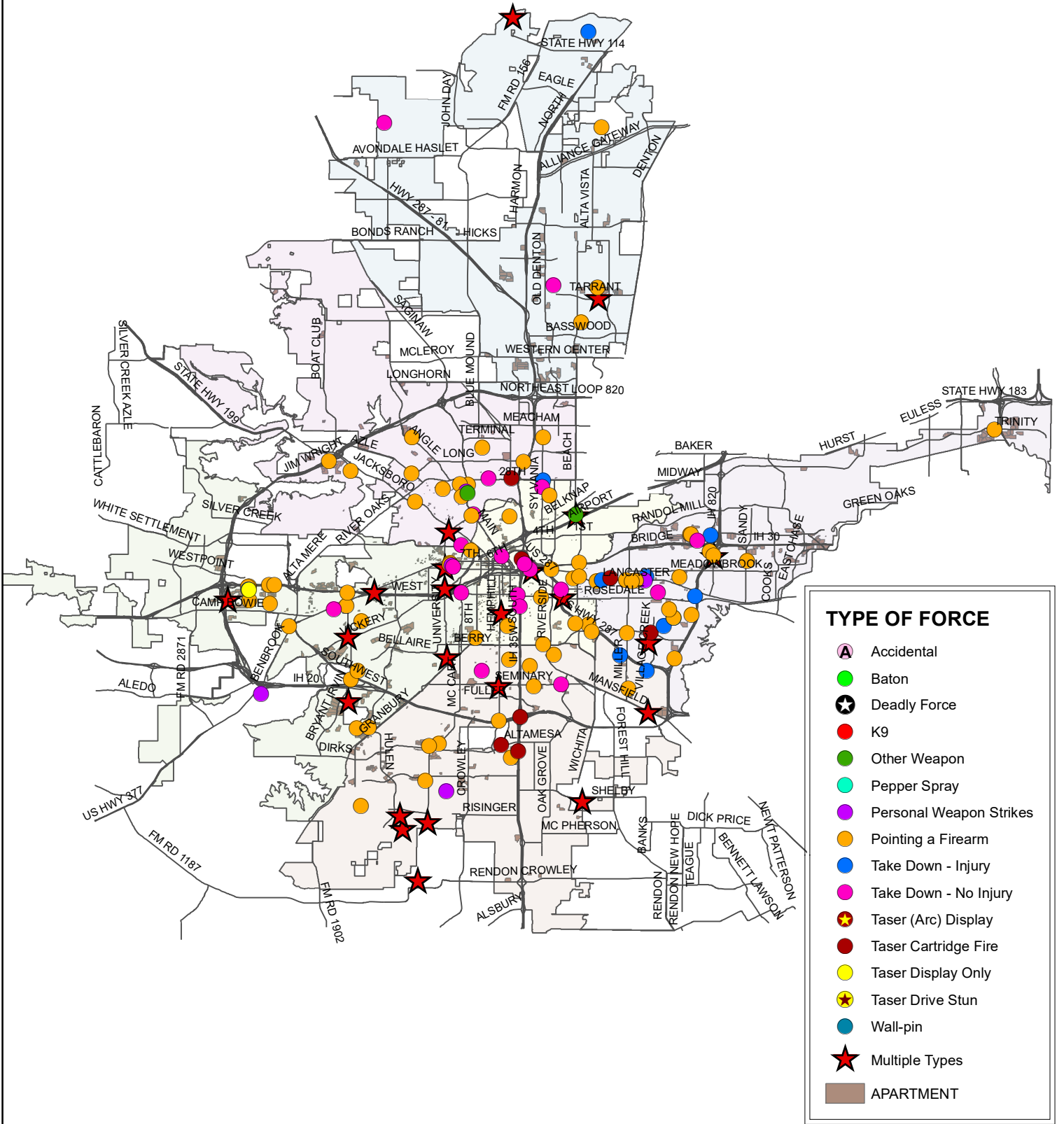
Officer Information

Total number of officers using force during this reporting period: **445**
Average tenure of officers using force: **6**
Officers injured: **37** 8.30%

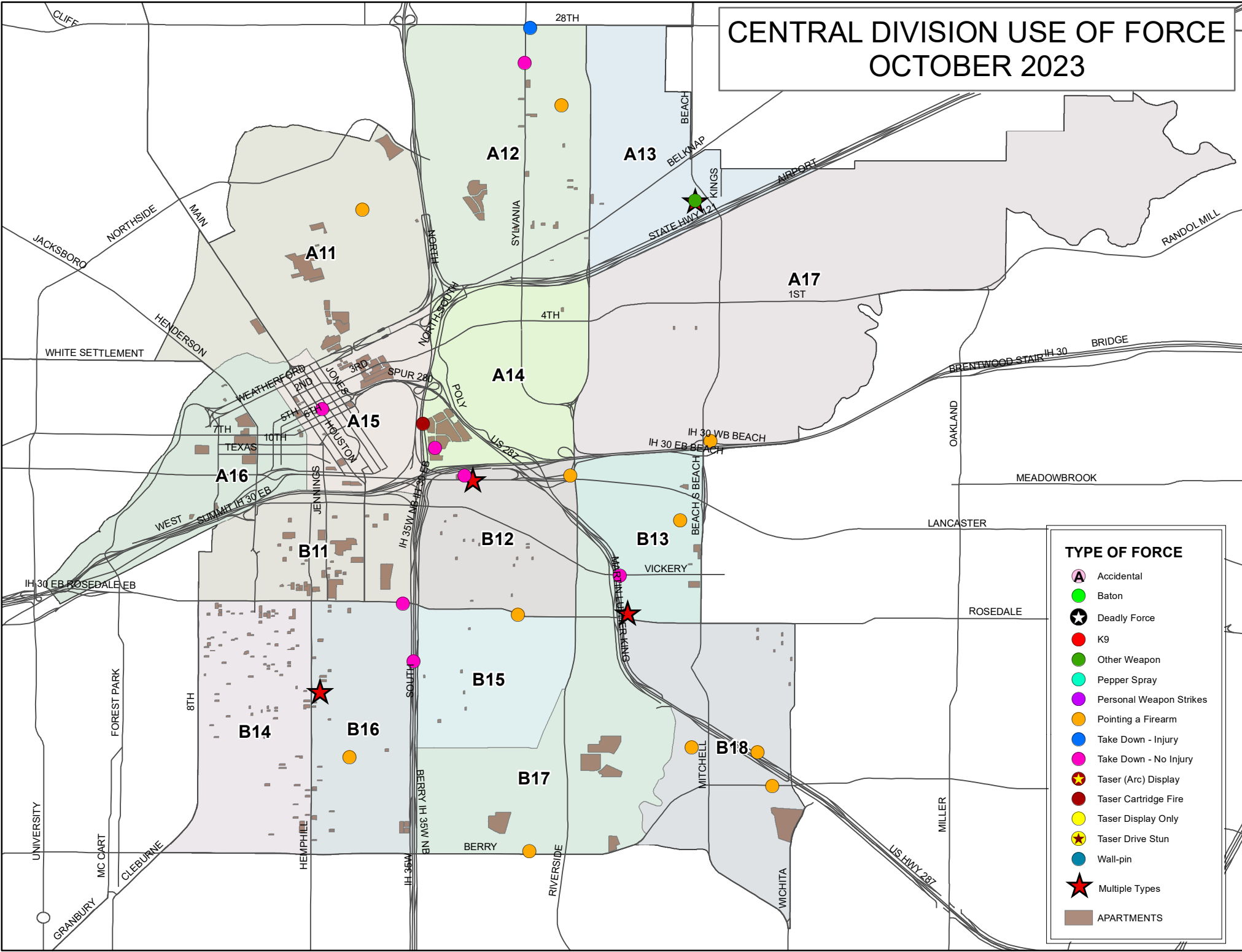
Officers by Gender: Male: 92.10%
Female: 7.90%

Officers by Race/Ethnicity: 2Ormore 2.93%
Amind 0.23%
Asian 2.26%
Black 2.71%
Hispa 33.86%
White 58.01%

CITYWIDE USE OF FORCE OCTOBER 2023



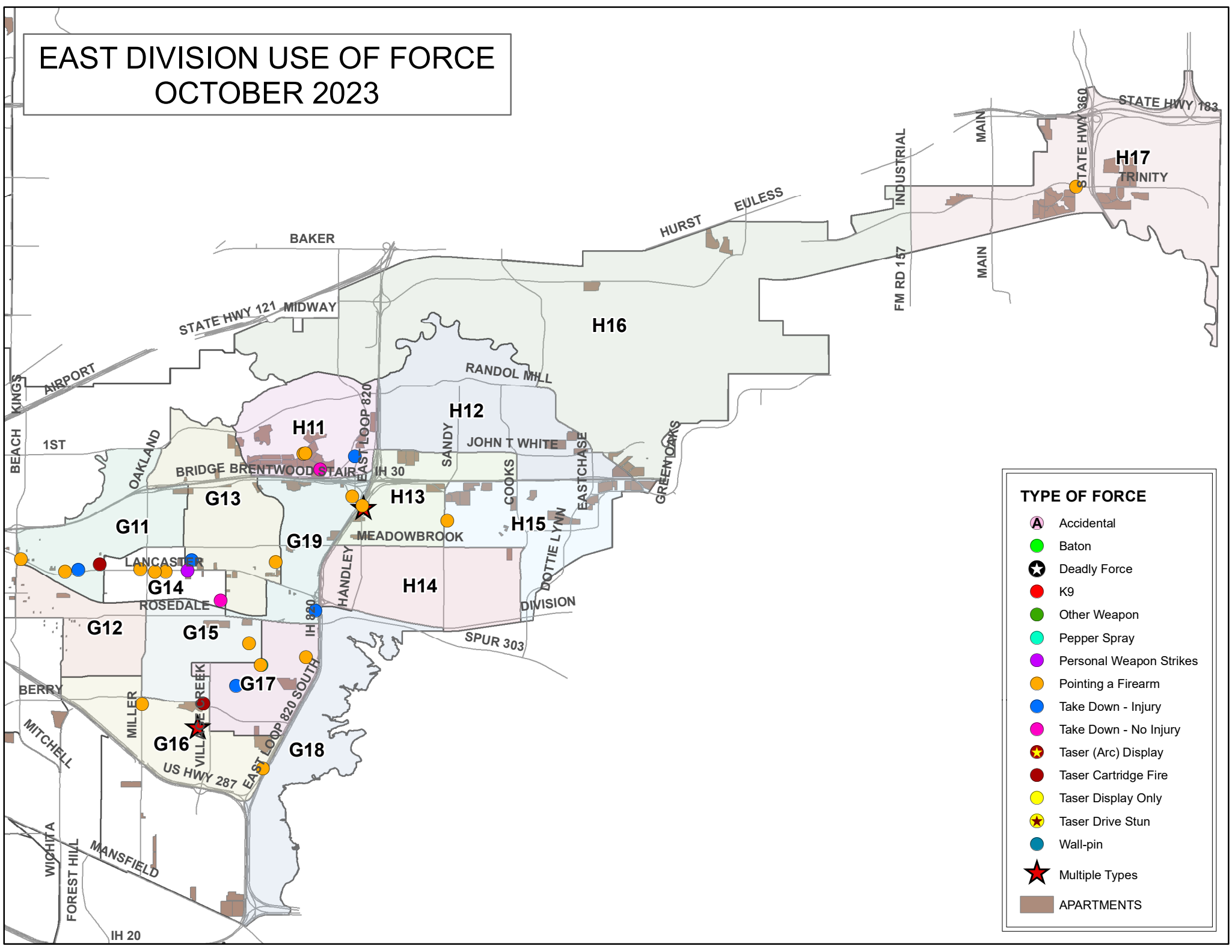
CENTRAL DIVISION USE OF FORCE OCTOBER 2023



TYPE OF FORCE

- Accidental
- Baton
- Deadly Force
- K9
- Other Weapon
- Pepper Spray
- Personal Weapon Strikes
- Pointing a Firearm
- Take Down - Injury
- Take Down - No Injury
- Taser (Arc) Display
- Taser Cartridge Fire
- Taser Display Only
- Taser Drive Stun
- Wall-pin
- Multiple Types
- APARTMENTS

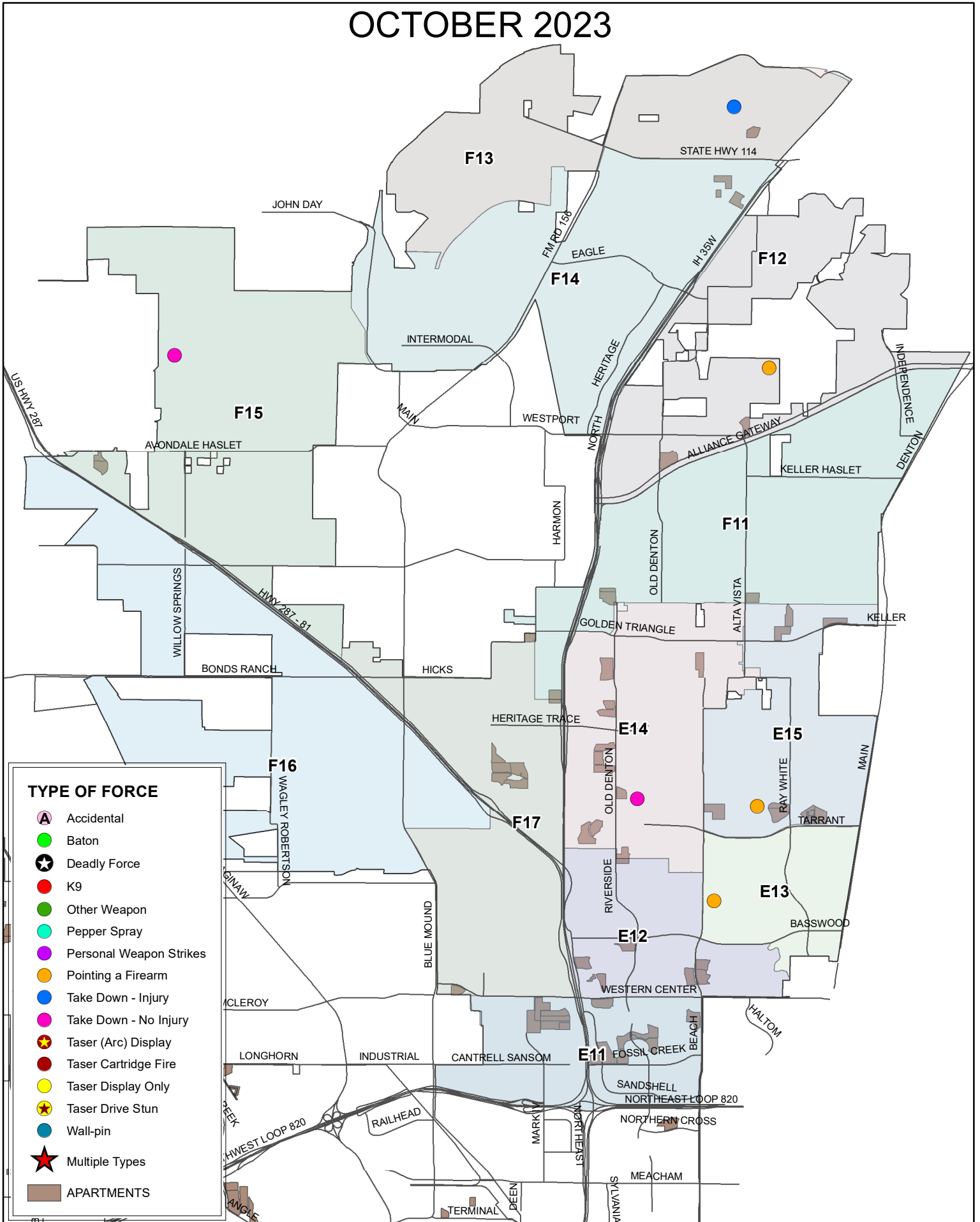
EAST DIVISION USE OF FORCE OCTOBER 2023



TYPE OF FORCE	
	Accidental
	Baton
	Deadly Force
	K9
	Other Weapon
	Pepper Spray
	Personal Weapon Strikes
	Pointing a Firearm
	Take Down - Injury
	Take Down - No Injury
	Taser (Arc) Display
	Taser Cartridge Fire
	Taser Display Only
	Taser Drive Stun
	Wall-pin
	Multiple Types
	APARTMENTS

NORTH DIVISION USE OF FORCE

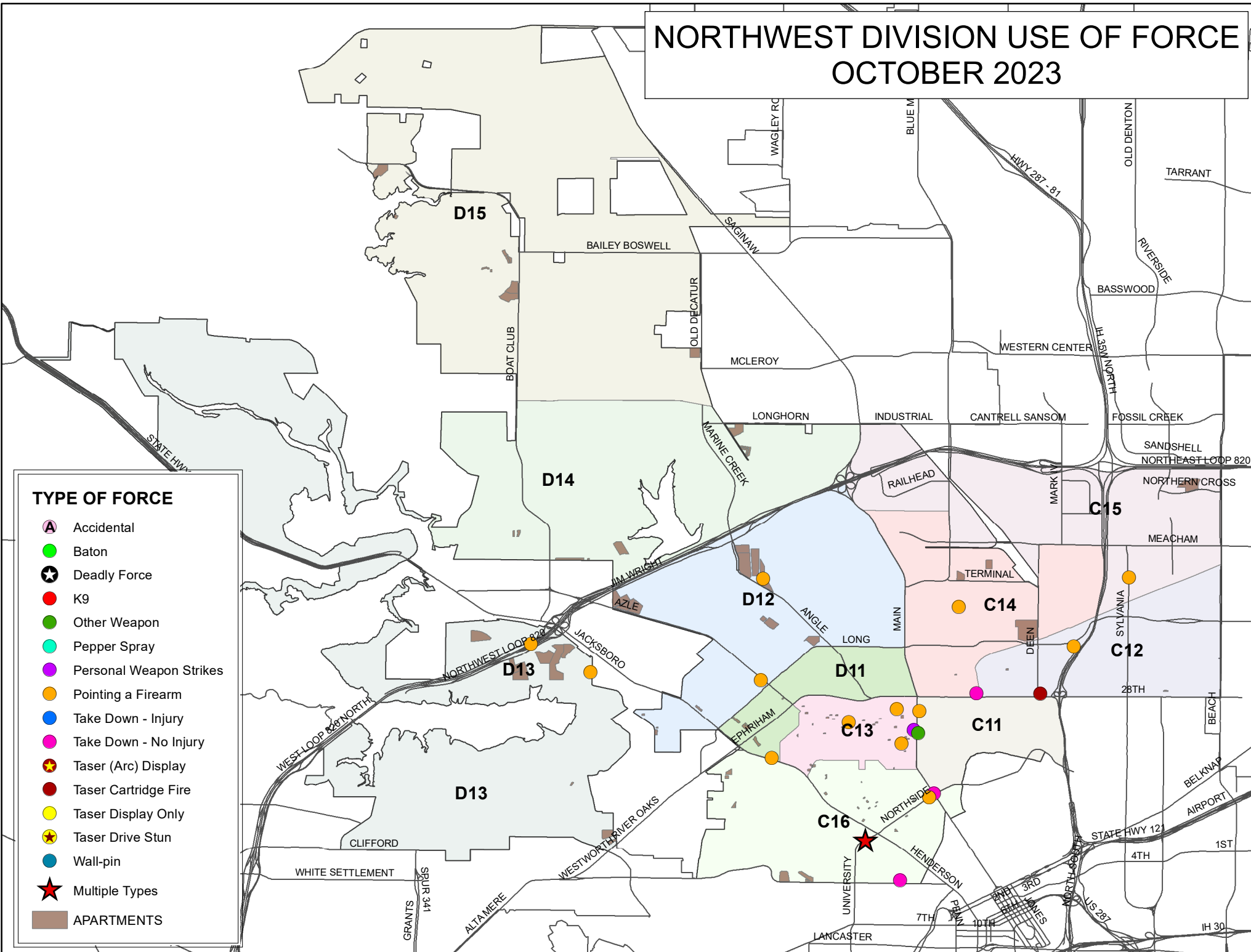
OCTOBER 2023



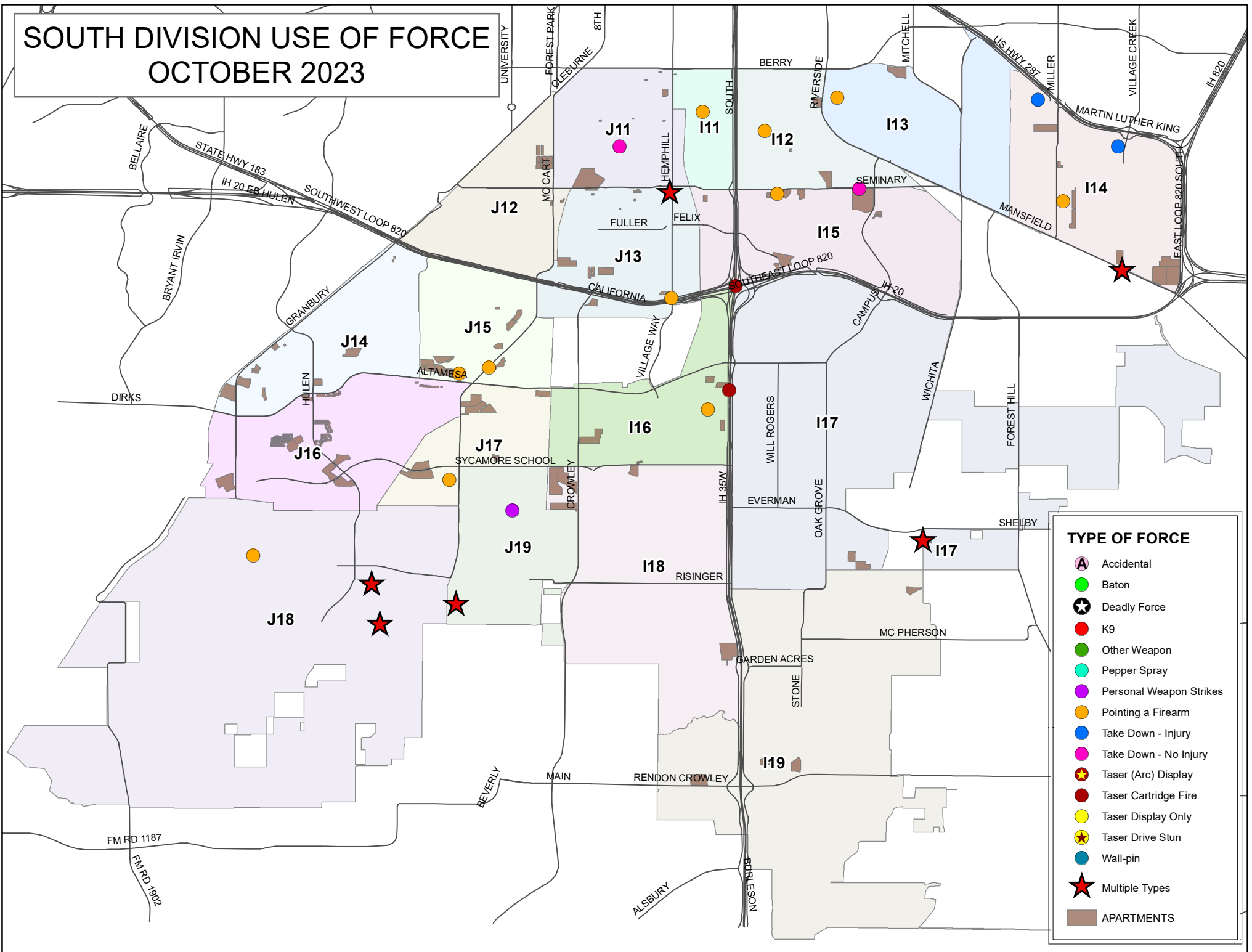
NORTHWEST DIVISION USE OF FORCE OCTOBER 2023

TYPE OF FORCE

- Ⓐ Accidental
- Baton
- ★ Deadly Force
- K9
- Other Weapon
- Pepper Spray
- Personal Weapon Strikes
- Pointing a Firearm
- Take Down - Injury
- Take Down - No Injury
- ★ Taser (Arc) Display
- Taser Cartridge Fire
- ★ Taser Display Only
- ★ Taser Drive Stun
- Wall-pin
- ★ Multiple Types
- APARTMENTS



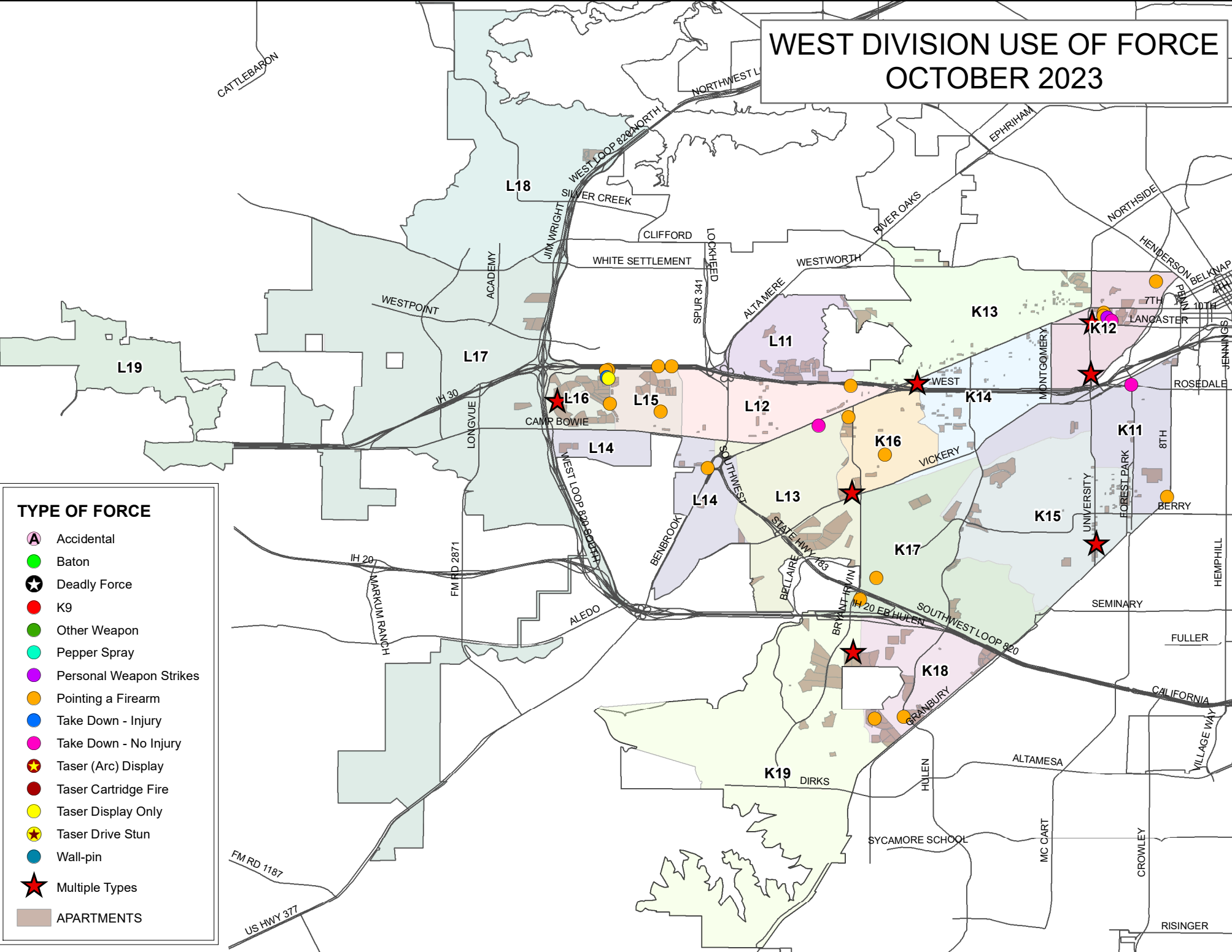
SOUTH DIVISION USE OF FORCE OCTOBER 2023



TYPE OF FORCE

- Accidental
- Baton
- Deadly Force
- K9
- Other Weapon
- Pepper Spray
- Personal Weapon Strikes
- Pointing a Firearm
- Take Down - Injury
- Take Down - No Injury
- Taser (Arc) Display
- Taser Cartridge Fire
- Taser Display Only
- Taser Drive Stun
- Wall-pin
- Multiple Types
- APARTMENTS

WEST DIVISION USE OF FORCE OCTOBER 2023



TYPE OF FORCE

-  Accidental
-  Baton
-  Deadly Force
-  K9
-  Other Weapon
-  Pepper Spray
-  Personal Weapon Strikes
-  Pointing a Firearm
-  Take Down - Injury
-  Take Down - No Injury
-  Taser (Arc) Display
-  Taser Cartridge Fire
-  Taser Display Only
-  Taser Drive Stun
-  Wall-pin
-  Multiple Types
-  APARTMENTS

CITYWIDE USE OF FORCE OCTOBER 2023

