

# Fort Worth Police Department

## Use of Force Analysis Report

### Use of Force Coordinator Lieutenant Pawel Nabialek

November 2023



---

The purpose of this report is to provide accurate statistical data as it relates to the Use of Force within Fort Worth PD. This report includes data on all reported FWPD Use of Force related incidents within this reporting period. The following systems were used to capture the included data:

- RMS Reporting System
- Blue Team
- IA Pro
- Force Analysis Section

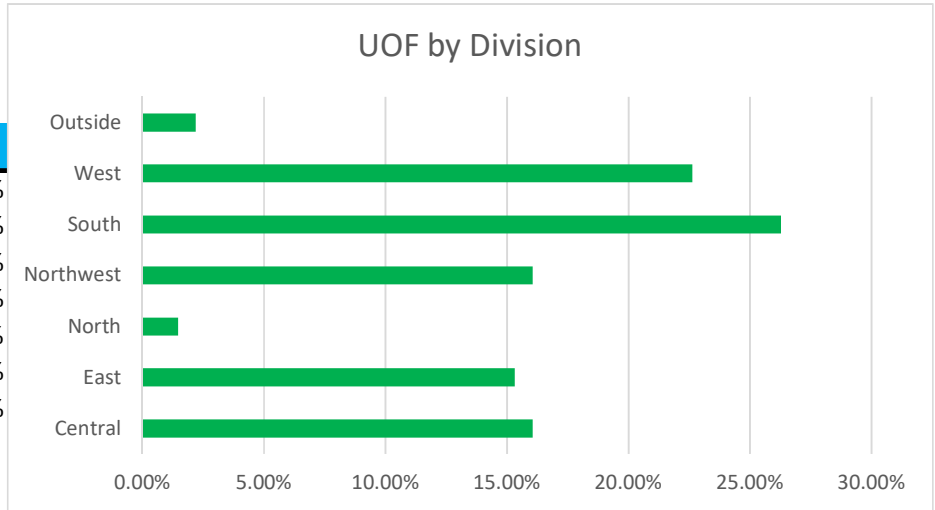
## General Information

|   |                                    |               |              |  |
|---|------------------------------------|---------------|--------------|--|
|   | Total number of calls for service: | <b>28,163</b> |              |  |
|   | Total number of custodial arrests: |               | <b>1,713</b> |  |
| Total number of subjects on which force was used: | <b>179</b>                         | 0.64%         | 10.45%       |  |
| Total number of intermediate force or greater:    | <b>45</b>                          | 0.16%         | 2.63%        |  |
| Total number of low level force used:             | <b>134</b>                         | 0.48%         | 7.82%        |  |

## Force Information

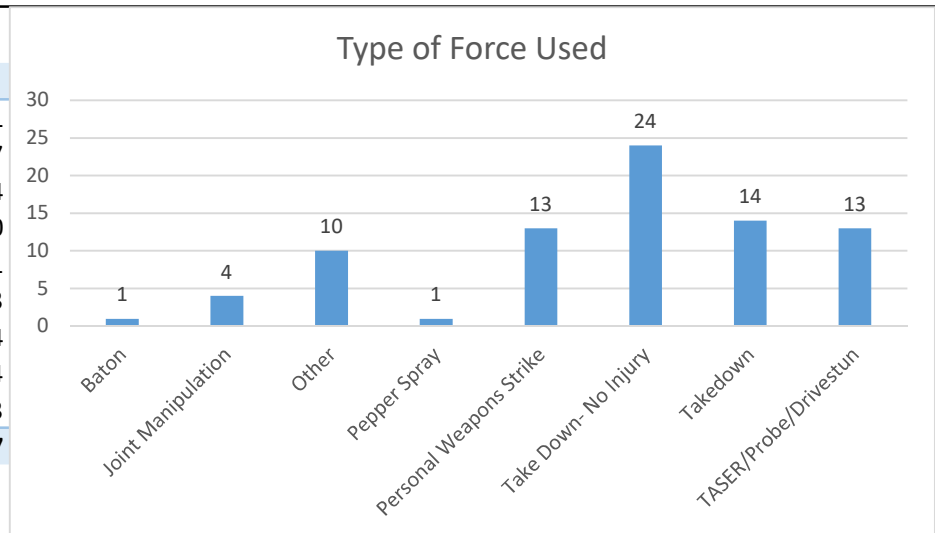
**UOF by Division**

| Division  | %      |
|-----------|--------|
| Central   | 16.06% |
| East      | 15.33% |
| North     | 1.46%  |
| Northwest | 16.06% |
| South     | 26.28% |
| West      | 22.63% |
| Outside   | 2.19%  |



## Force Information Continued

| Type of Force Used      | Count      |
|-------------------------|------------|
| Baton                   | 1          |
| Gun Point               | 117        |
| Joint Manipulation      | 4          |
| Other                   | 10         |
| Pepper Spray            | 1          |
| Personal Weapons Strike | 13         |
| Take Down- No Injury    | 24         |
| Takedown                | 14         |
| TASER/Probe/Drivestun   | 13         |
| <b>Grand Total</b>      | <b>197</b> |



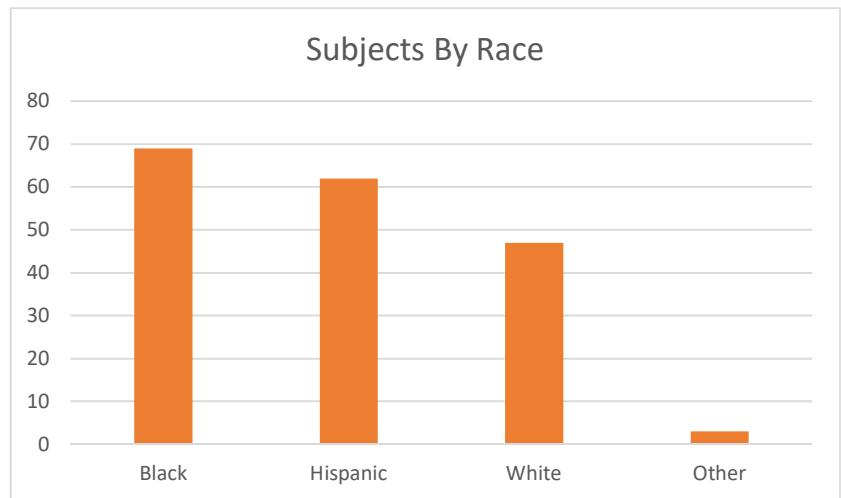
## Subject Information

|  |            |       |
|--|------------|-------|
| Average age of the subjects on which force was used:           | <b>31</b>  |       |
| Number of subjects injured during the use of int. level force: | <b>29</b>  | 16.2% |
| Number of subjects who were mental app'ed:                     | <b>7</b>   | 3.9%  |
| Number of suspects who were arrested:                          | <b>117</b> | 65.4% |
| Incidents where mental health may have played a role:          | <b>11</b>  | 6.1%  |
| Incidents where alcohol may have played a role:                | <b>14</b>  | 7.8%  |
| Incidents where narcotics may have played a role:              | <b>7</b>   | 3.9%  |

|                     |         |            |               |
|---------------------|---------|------------|---------------|
| Subjects by Gender: | Male:   | <b>145</b> | <b>80.11%</b> |
|                     | Female: | <b>36</b>  | <b>19.89%</b> |

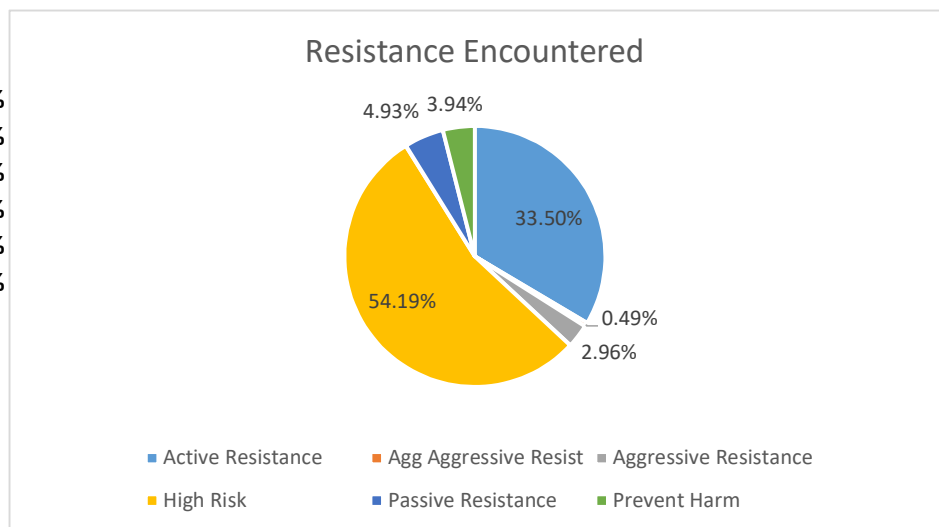
### Subjects by Race

|          |                  |
|----------|------------------|
| Black    | <b>69 38.12%</b> |
| Hispanic | <b>62 34.25%</b> |
| White    | <b>47 25.97%</b> |
| Other    | <b>3 1.66%</b>   |



### Resistance Encountered

|                       |               |
|-----------------------|---------------|
| Active Resistance     | <b>33.50%</b> |
| Agg Aggressive Resist | <b>0.49%</b>  |
| Aggressive Resistance | <b>2.96%</b>  |
| High Risk             | <b>54.19%</b> |
| Passive Resistance    | <b>4.93%</b>  |
| Prevent Harm          | <b>3.94%</b>  |



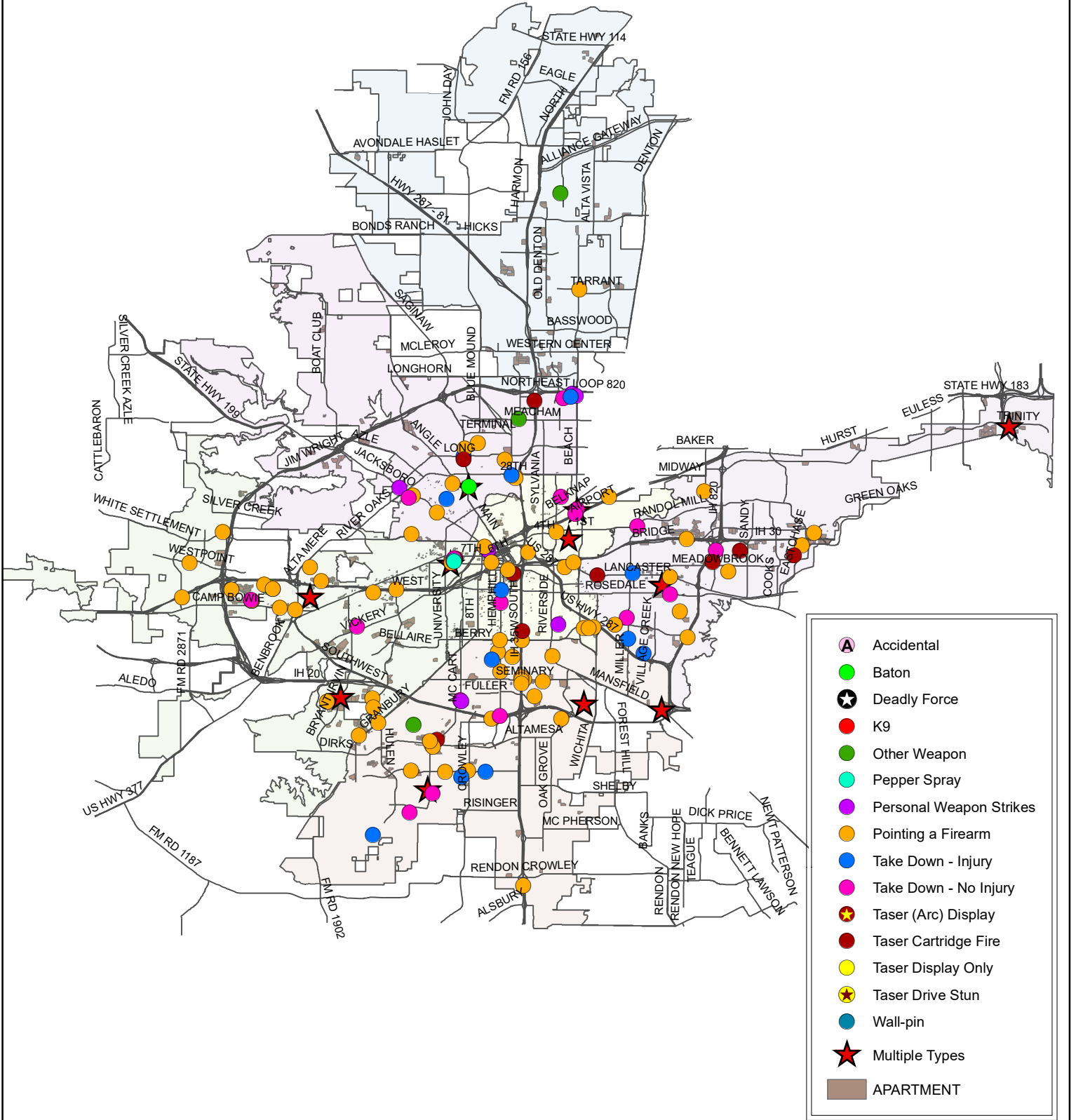
---

## Officer Information

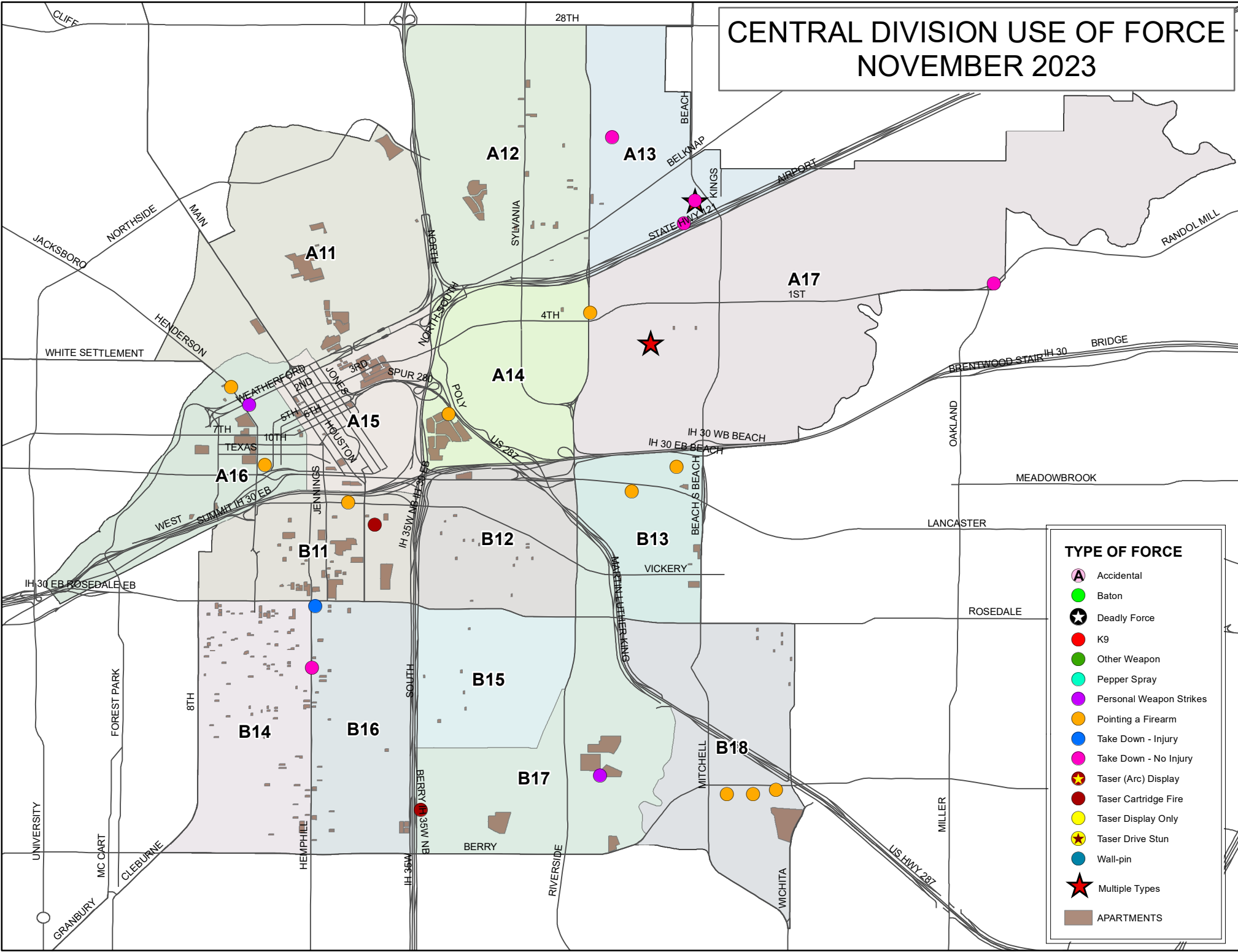
---

|  |            |               |
|--|------------|---------------|
| Total number of officers using force during this reporting period: | <b>376</b> |               |
| Average tenure of officers using force:                            | <b>6</b>   |               |
| Officers injured:  | <b>15</b>  | <b>3.99%</b>  |
| Officers by Gender:  |            |               |
| Male:  | 32         | <b>8.56%</b>  |
| Female:  | 342        | <b>91.44%</b> |
| Officers by Race/Ethnicity:  |            |               |
| 2Ormore  | 3.74%      |               |
| Asian  | 1.34%      |               |
| Black  | 9.09%      |               |
| Hispa  | 30.21%     |               |
| White  | 55.61%     |               |


# CITYWIDE USE OF FORCE NOVEMBER 2023



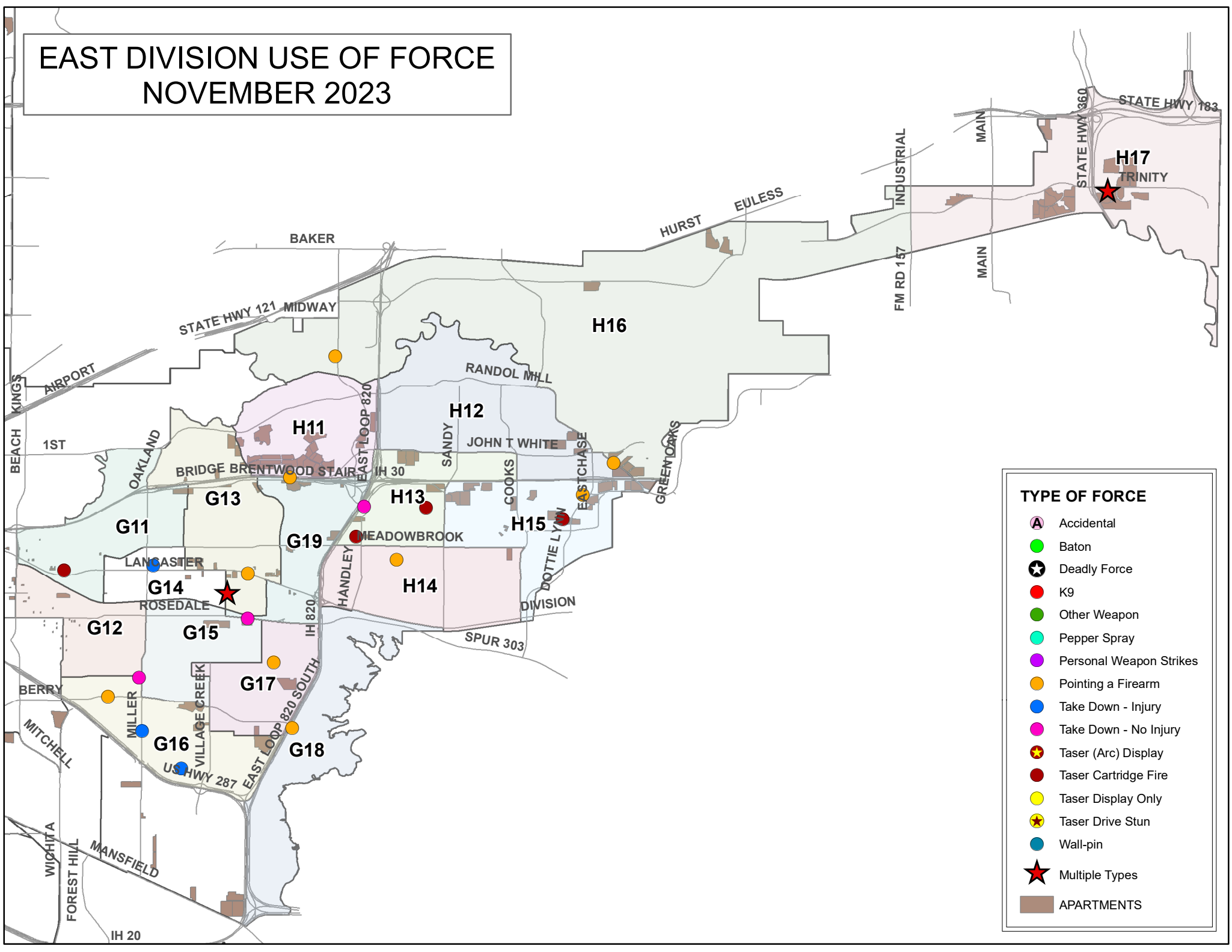
# CENTRAL DIVISION USE OF FORCE NOVEMBER 2023



**TYPE OF FORCE**

-  Accidental
-  Baton
-  Deadly Force
-  K9
-  Other Weapon
-  Pepper Spray
-  Personal Weapon Strikes
-  Pointing a Firearm
-  Take Down - Injury
-  Take Down - No Injury
-  Taser (Arc) Display
-  Taser Cartridge Fire
-  Taser Display Only
-  Taser Drive Stun
-  Wall-pin
-  Multiple Types
-  APARTMENTS

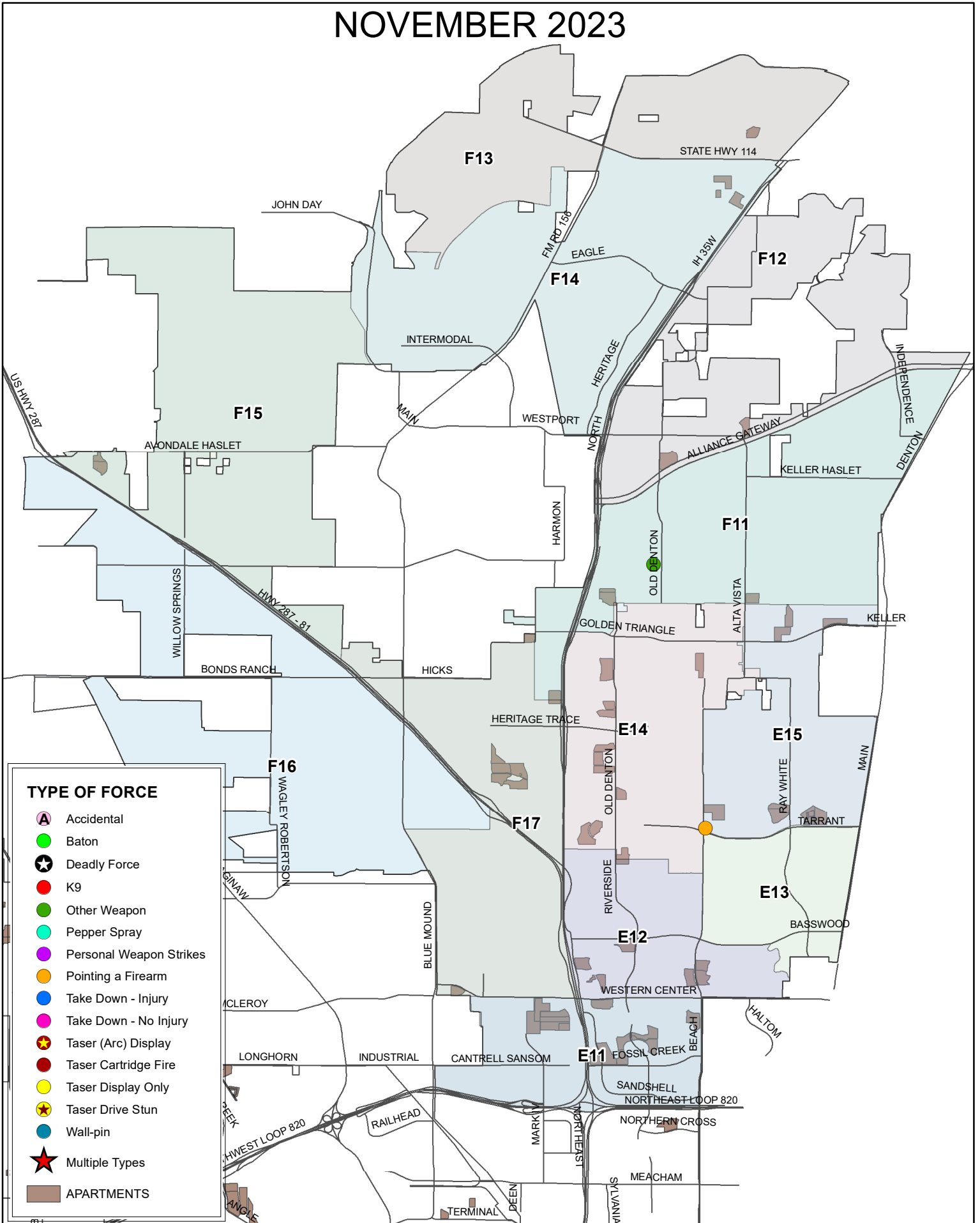
# EAST DIVISION USE OF FORCE NOVEMBER 2023



**TYPE OF FORCE**

- Accidental
- Baton
- Deadly Force
- K9
- Other Weapon
- Pepper Spray
- Personal Weapon Strikes
- Pointing a Firearm
- Take Down - Injury
- Take Down - No Injury
- Taser (Arc) Display
- Taser Cartridge Fire
- Taser Display Only
- Taser Drive Stun
- Wall-pin
- Multiple Types
- APARTMENTS

# NORTH DIVISION USE OF FORCE NOVEMBER 2023

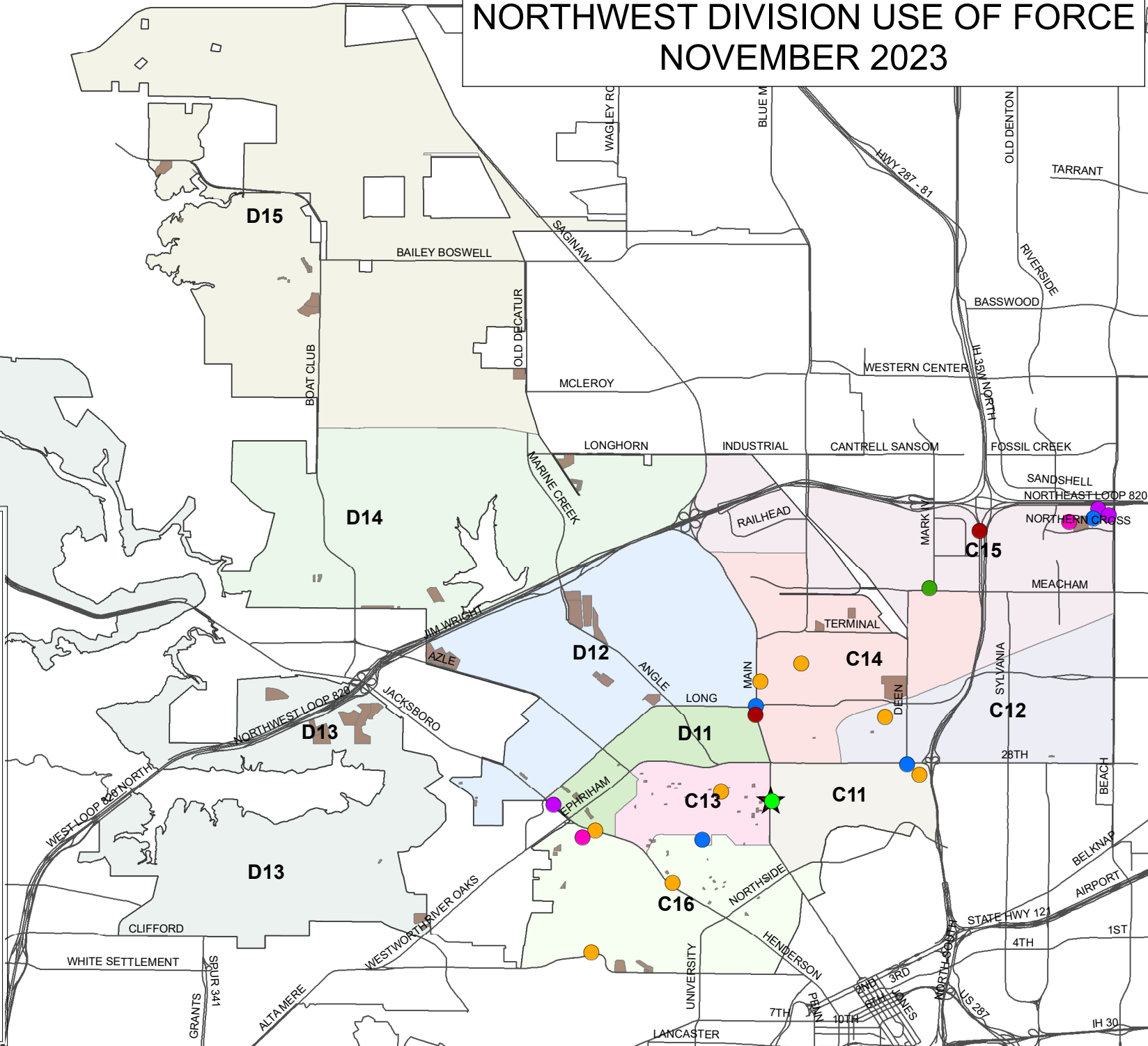




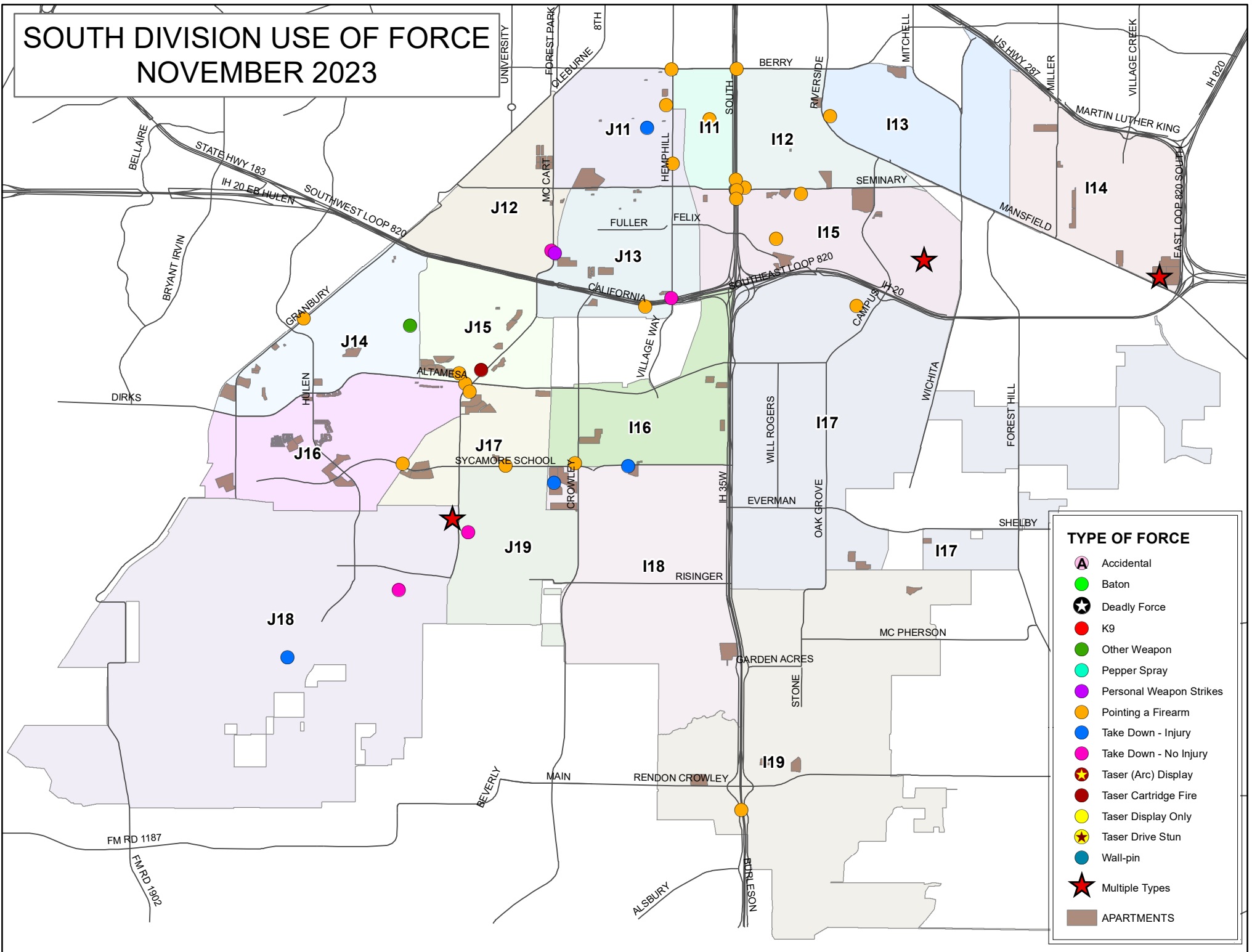
# NORTHWEST DIVISION USE OF FORCE NOVEMBER 2023

## TYPE OF FORCE

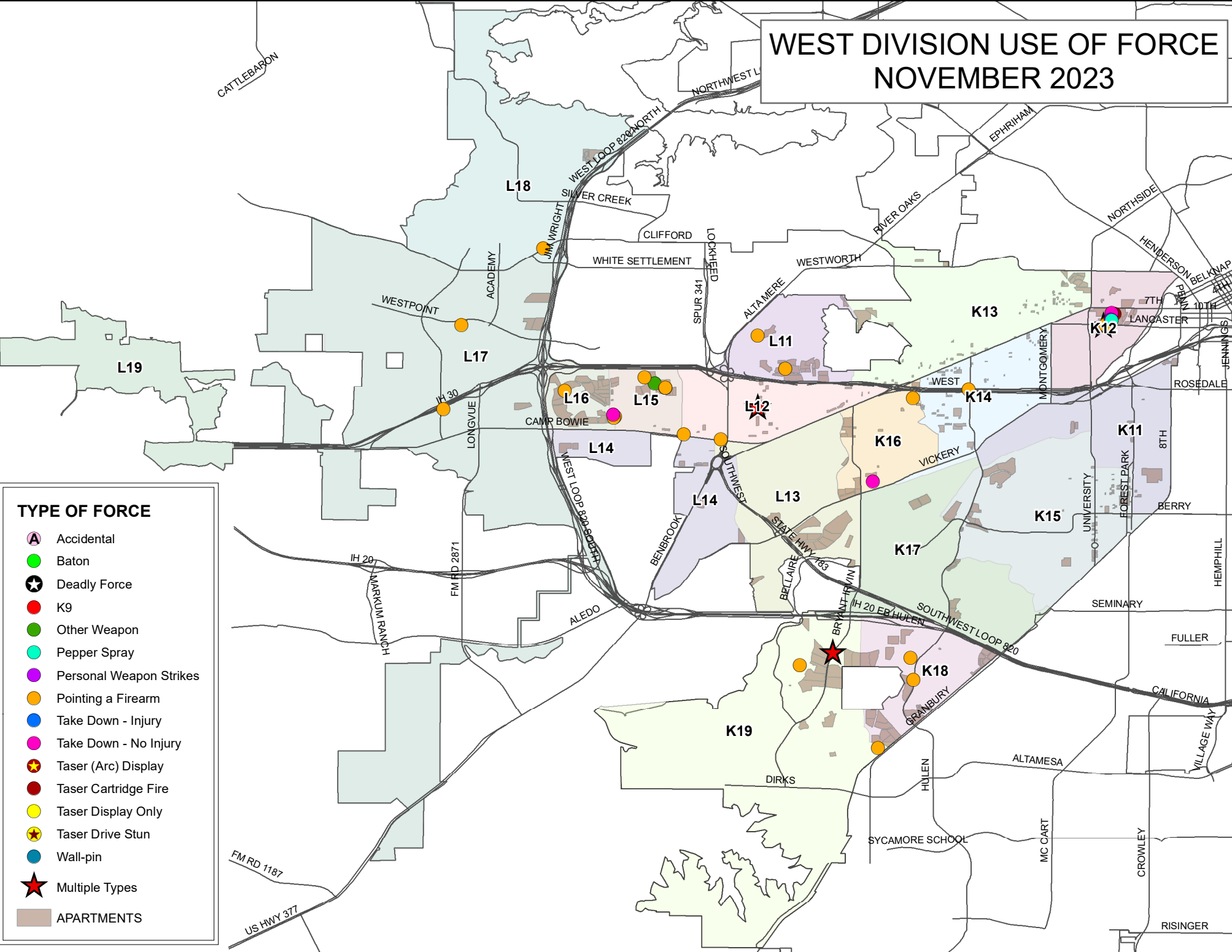
-  Accidental
-  Baton
-  Deadly Force
-  K9
-  Other Weapon
-  Pepper Spray
-  Personal Weapon Strikes
-  Pointing a Firearm
-  Take Down - Injury
-  Take Down - No Injury
-  Taser (Arc) Display
-  Taser Cartridge Fire
-  Taser Display Only
-  Taser Drive Stun
-  Wall-pin
-  Multiple Types
-  APARTMENTS



# SOUTH DIVISION USE OF FORCE NOVEMBER 2023



# WEST DIVISION USE OF FORCE NOVEMBER 2023



## TYPE OF FORCE

-  Accidental
-  Baton
-  Deadly Force
-  K9
-  Other Weapon
-  Pepper Spray
-  Personal Weapon Strikes
-  Pointing a Firearm
-  Take Down - Injury
-  Take Down - No Injury
-  Taser (Arc) Display
-  Taser Cartridge Fire
-  Taser Display Only
-  Taser Drive Stun
-  Wall-pin
-  Multiple Types
-  APARTMENTS

# CITYWIDE USE OF FORCE NOVEMBER 2023

