

# Fort Worth Police Department

## Use of Force Analysis Report

### Use of Force Coordinator Lieutenant Pawel Nabialek

June 2023



---

The purpose of this report is to provide accurate statistical data as it relates to the Use of Force within Fort Worth PD. This report includes data on all reported FWPD Use of Force related incidents within this reporting period. The following systems were used to capture the included data:

- RMS Reporting System
- Blue Team
- IA Pro
- Force Analysis Section

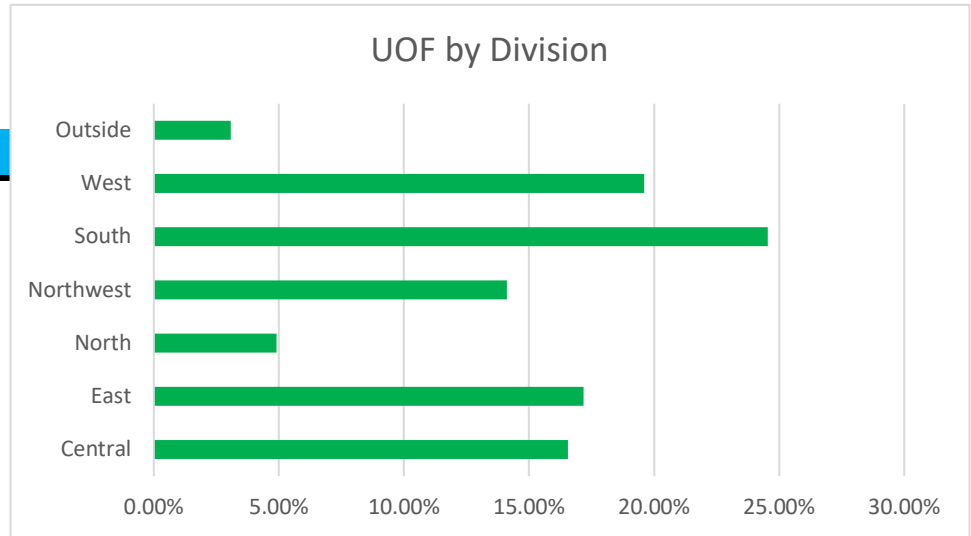
## General Information

	Total number of calls for service:	<b>30,776</b>	
	Total number of custodial arrests:	<b>1,992</b>	
Total number of subjects on which force was used:	<b>216</b>	0.70%	10.84%
Total number of intermediate force or greater:	<b>46</b>	0.15%	2.31%
Total number of low level force used:	<b>170</b>	0.55%	8.53%

## Force Information

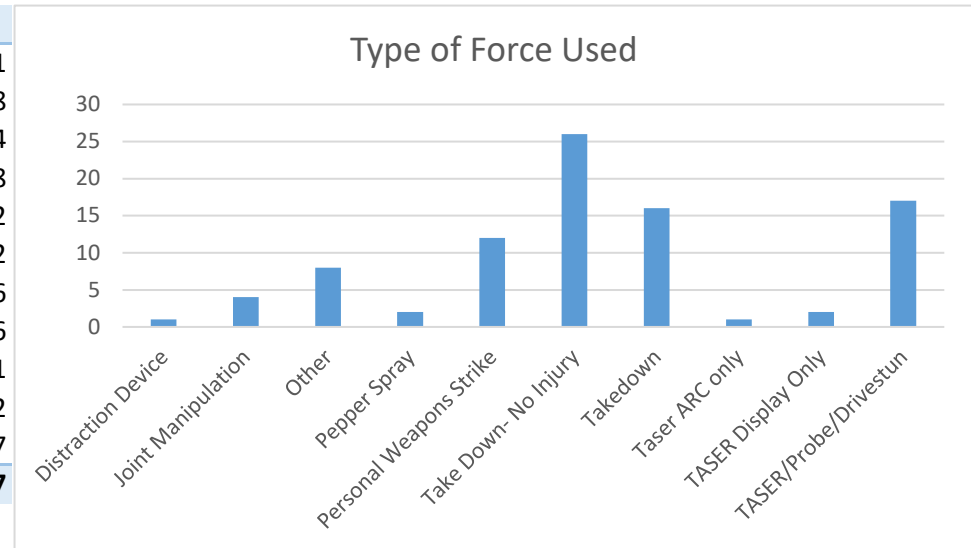
### UOF by Division

Division	%
Central	16.56%
East	17.18%
North	4.91%
Northwest	14.11%
South	24.54%
West	19.60%
Outside	3.07%



## Force Information Continued

Type of Force Used	Count of Inc: IA No
Distraction Device	1
Gun Point	148
Joint Manipulation	4
Other	8
Pepper Spray	2
Personal Weapons Strike	12
Take Down- No Injury	26
Takedown	16
Taser ARC only	1
TASER Display Only	2
TASER/Probe/Drivestun	17
<b>Grand Total</b>	<b>237</b>



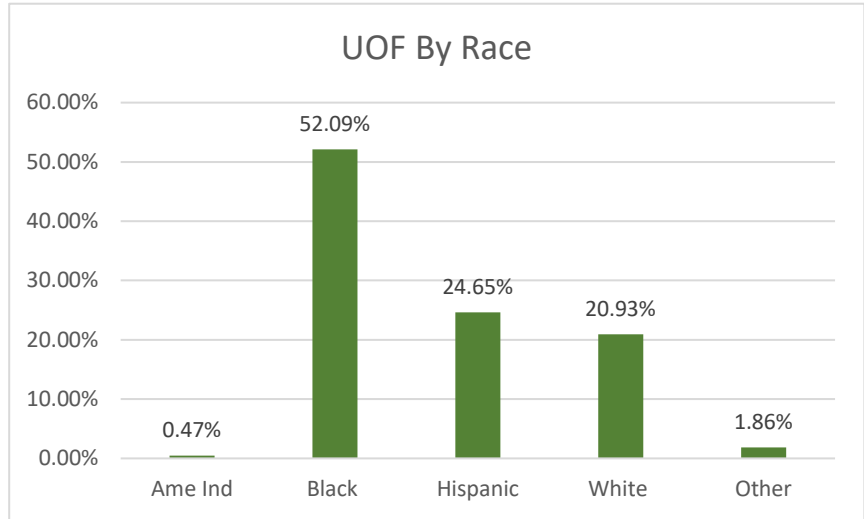
## Subject Information

Average age of the subjects on which force was used:	<b>32</b>	
Number of subjects injured during the use of int. level force:	<b>35</b>	16.2%
Number of subjects who were mental app'ed:	<b>14</b>	6.5%
Number of suspects who were arrested:	<b>148</b>	68.5%
Incidents where mental health may have played a role:	<b>19</b>	8.8%
Incidents where alcohol may have played a role:	<b>22</b>	10.2%
Incidents where narcotics may have played a role:	<b>5</b>	2.3%

Subjects by Gender:		Male:	<b>171</b>	79.2%
		Female:	<b>41</b>	19.0%

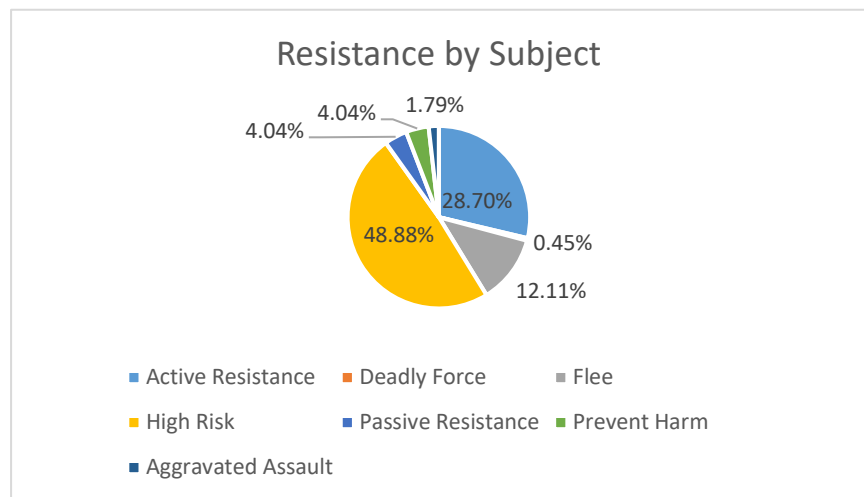
**Subjects by Race**

American Indian	<b>1</b>	0.47%
Black	<b>112</b>	52.09%
Hispanic	<b>53</b>	24.65%
White	<b>45</b>	20.93%
Other	<b>4</b>	1.86%



**Resistance Encountered**

Active Resistance	28.70%
Deadly Force	0.45%
Flee	12.11%
High Risk	48.88%
Passive Resistance	4.04%
Prevent Harm	4.04%
Aggravated Assault	1.79%




---

**Officer Information**

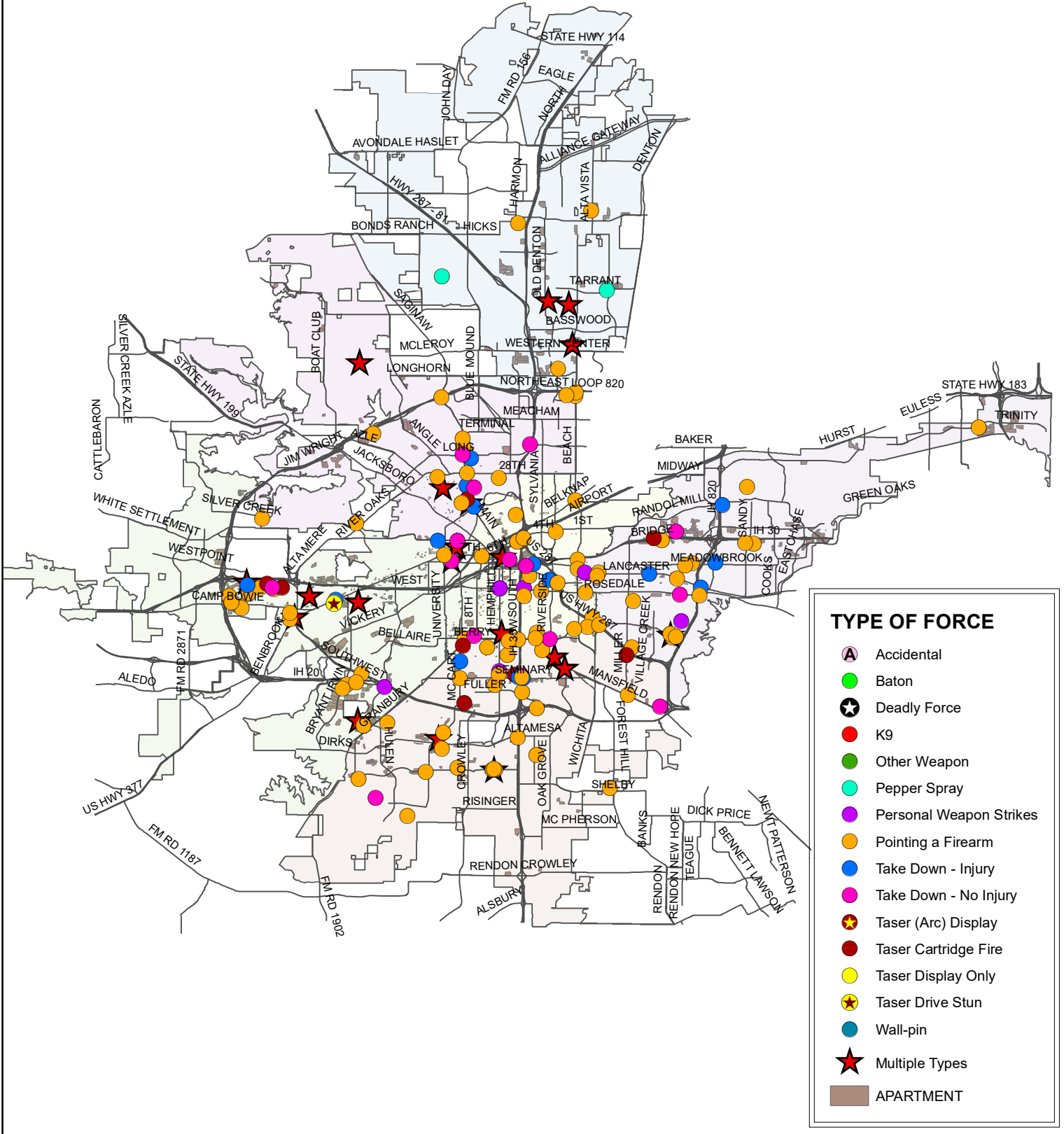
---

Total number of officers using force during this reporting period:	<b>547</b>	
Average tenure of officers using force:	<b>6</b>	
Officers injured:	<b>36</b>	6.50%

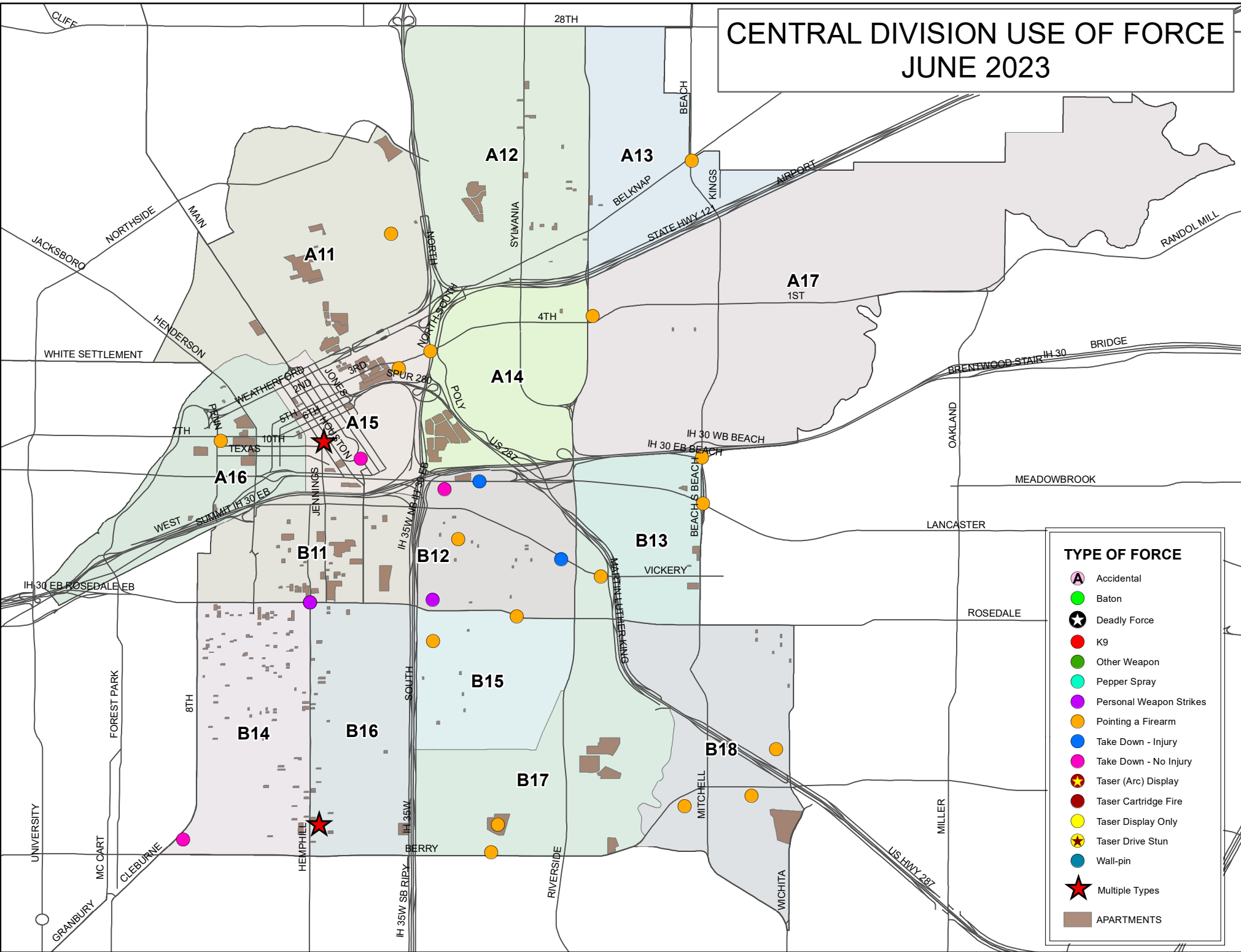
Officers by Gender:	Male:	87.00%
	Female:	13.00%

Officers by Race/Ethnicity:	2Ormore	2.56%
	Amind	0.37%
	Asian	1.28%
	Black	6.03%
	Hispa	29.25%
	White	60.15%

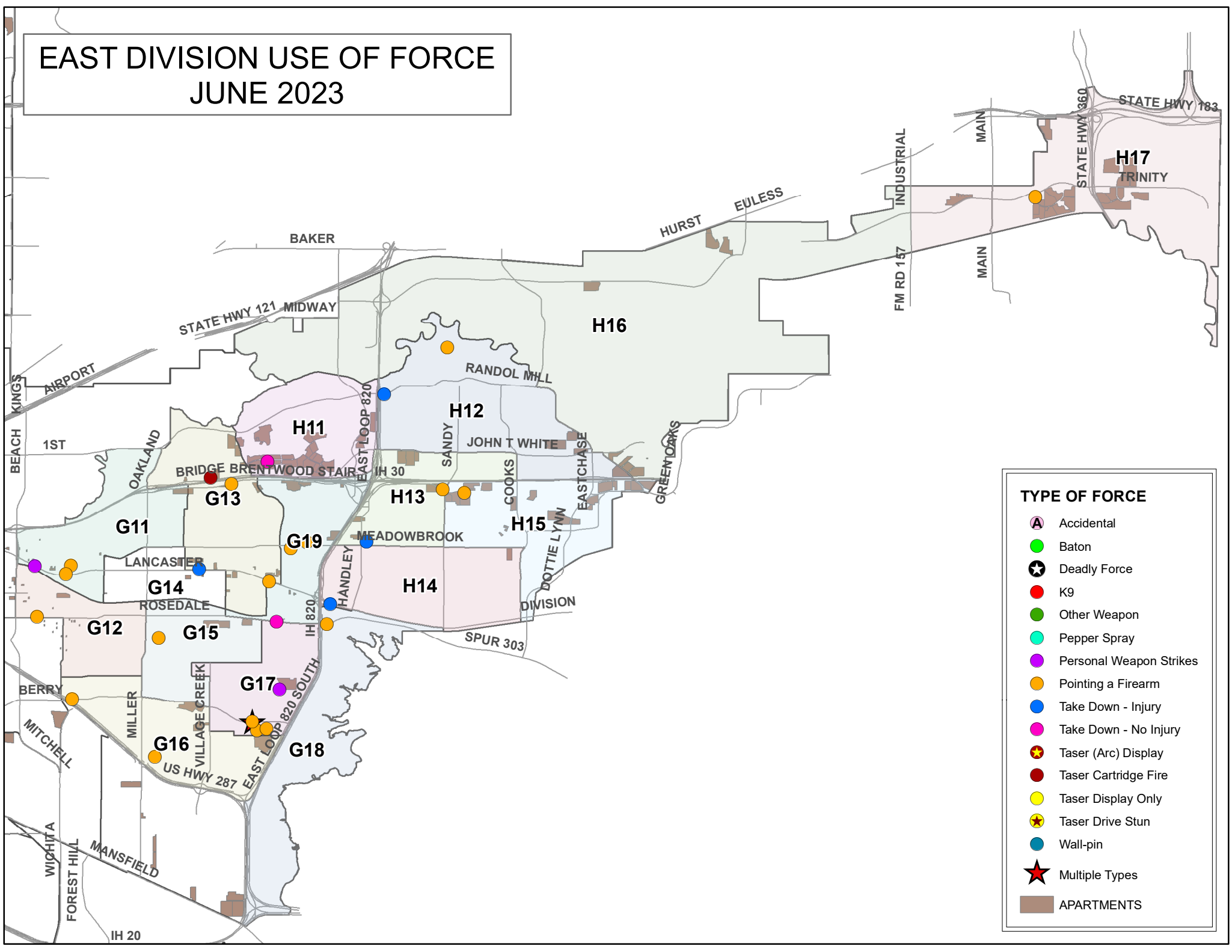
# CITYWIDE USE OF FORCE JUNE 2023



# CENTRAL DIVISION USE OF FORCE JUNE 2023

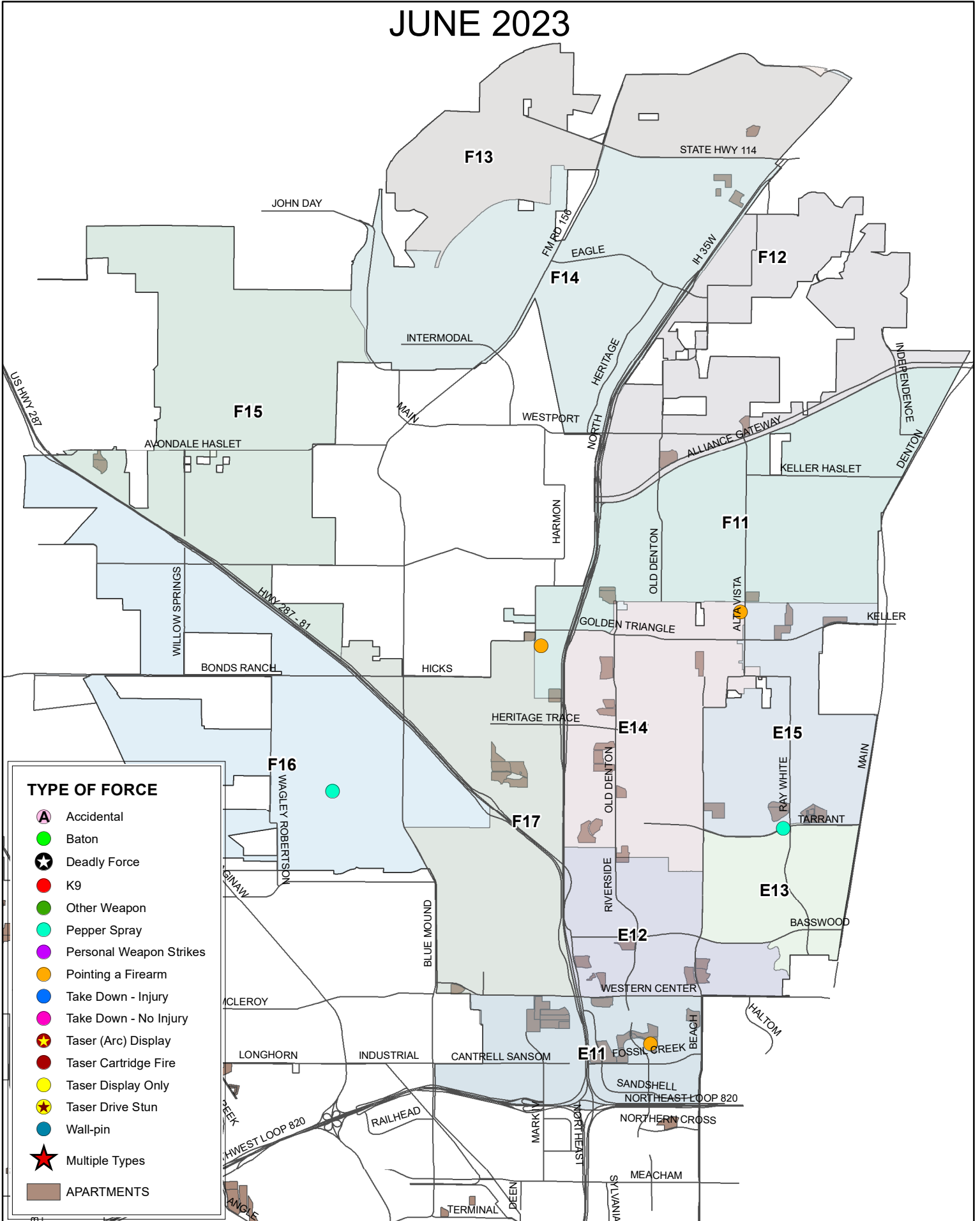


# EAST DIVISION USE OF FORCE JUNE 2023



# NORTH DIVISION USE OF FORCE

## JUNE 2023



### TYPE OF FORCE

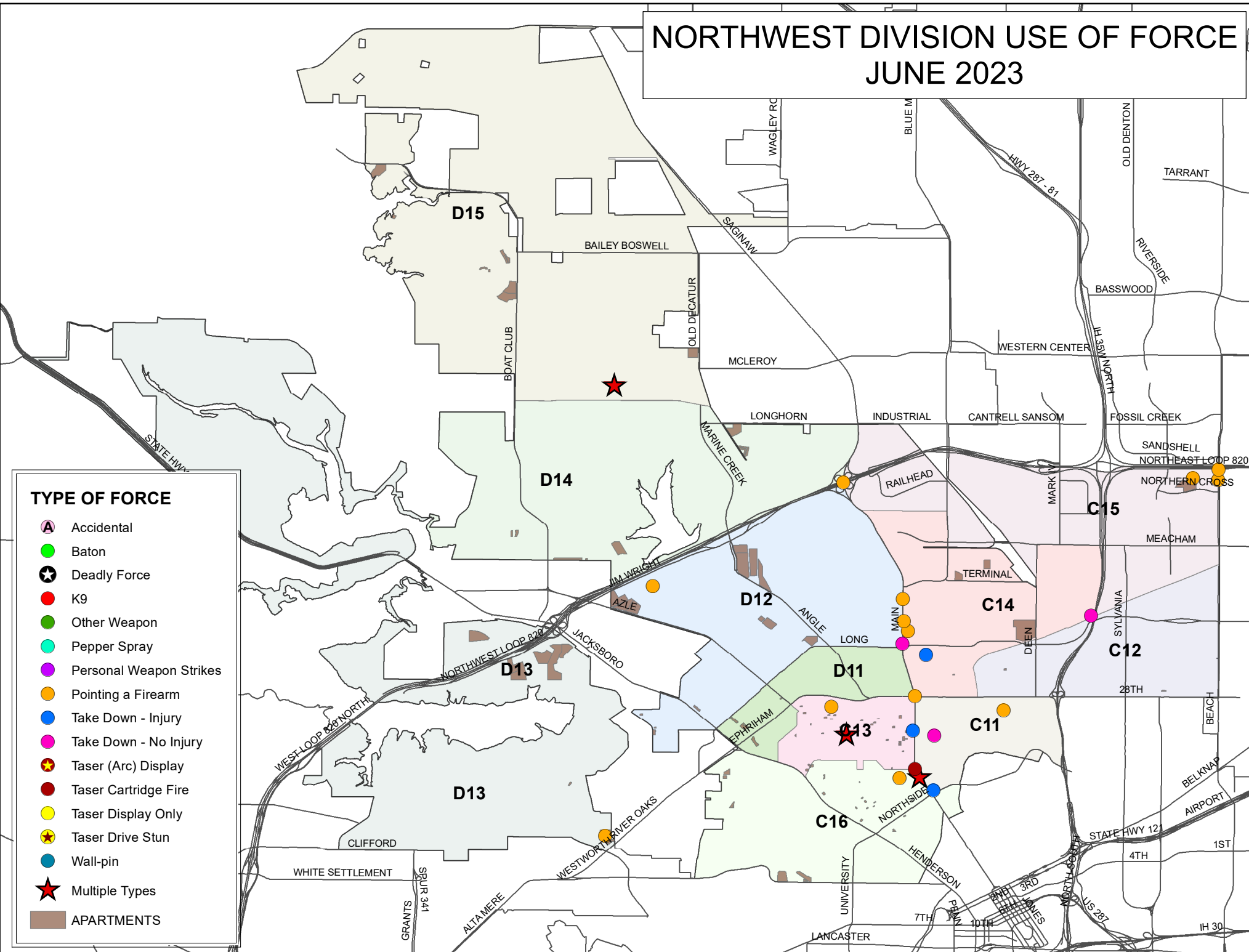
-  Accidental
-  Baton
-  Deadly Force
-  K9
-  Other Weapon
-  Pepper Spray
-  Personal Weapon Strikes
-  Pointing a Firearm
-  Take Down - Injury
-  Take Down - No Injury
-  Taser (Arc) Display
-  Taser Cartridge Fire
-  Taser Display Only
-  Taser Drive Stun
-  Wall-pin
-  Multiple Types
-  APARTMENTS



# NORTHWEST DIVISION USE OF FORCE JUNE 2023

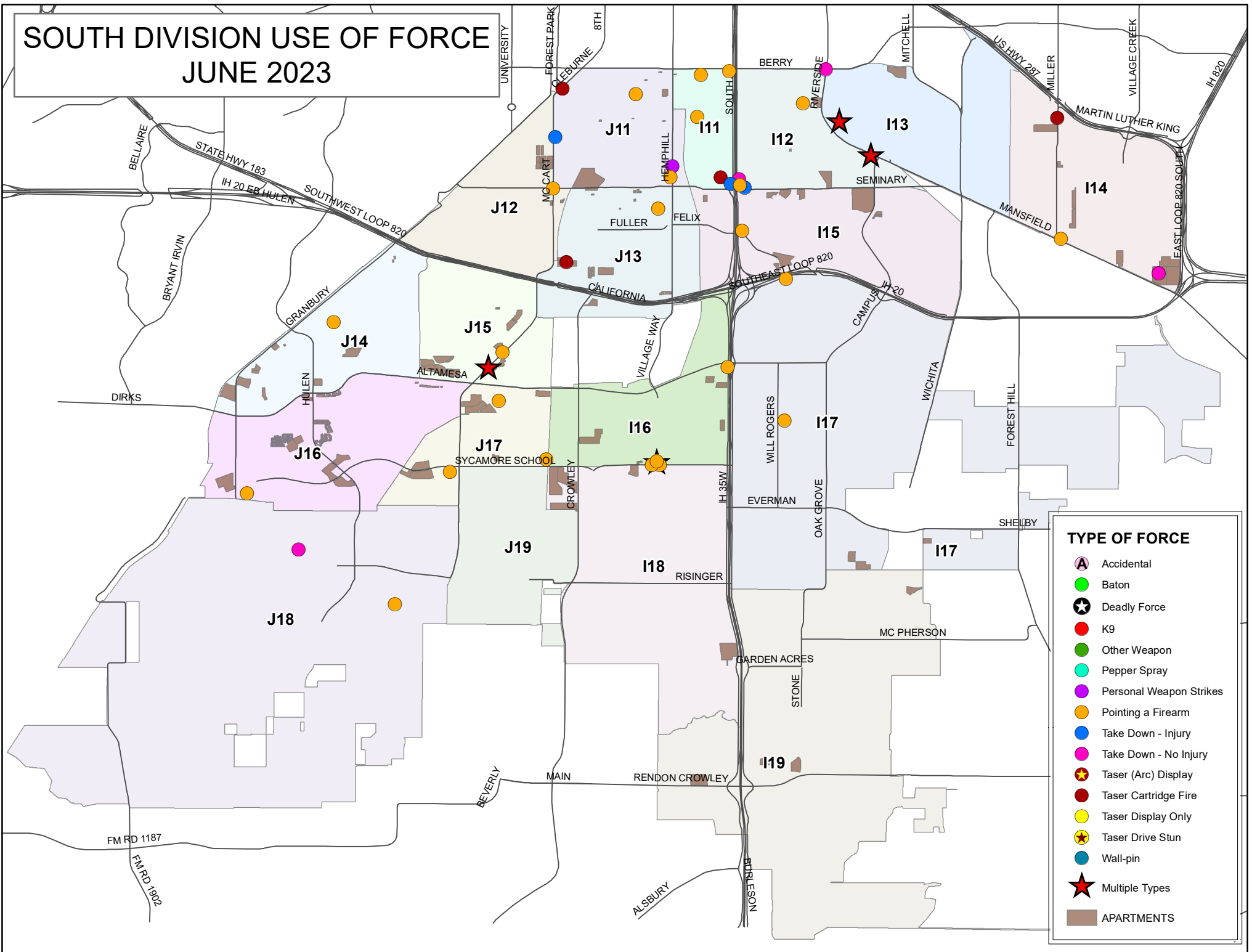
## TYPE OF FORCE

-  Accidental
-  Baton
-  Deadly Force
-  K9
-  Other Weapon
-  Pepper Spray
-  Personal Weapon Strikes
-  Pointing a Firearm
-  Take Down - Injury
-  Take Down - No Injury
-  Taser (Arc) Display
-  Taser Cartridge Fire
-  Taser Display Only
-  Taser Drive Stun
-  Wall-pin
-  Multiple Types
-  APARTMENTS





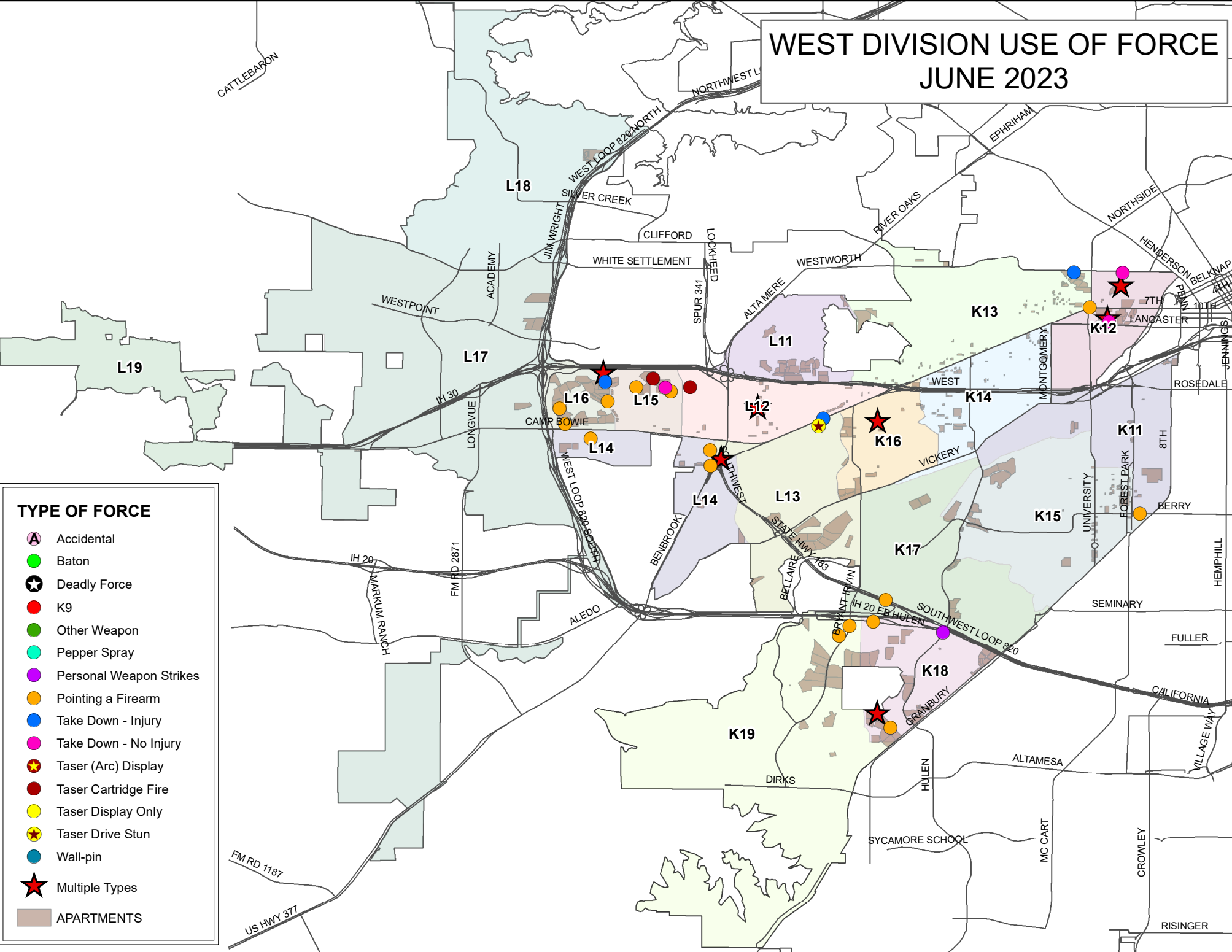
# SOUTH DIVISION USE OF FORCE JUNE 2023



### TYPE OF FORCE

- Accidental
- Baton
- Deadly Force
- K9
- Other Weapon
- Pepper Spray
- Personal Weapon Strikes
- Pointing a Firearm
- Take Down - Injury
- Take Down - No Injury
- Taser (Arc) Display
- Taser Cartridge Fire
- Taser Display Only
- Taser Drive Stun
- Wall-pin
- Multiple Types
- APARTMENTS

# WEST DIVISION USE OF FORCE JUNE 2023

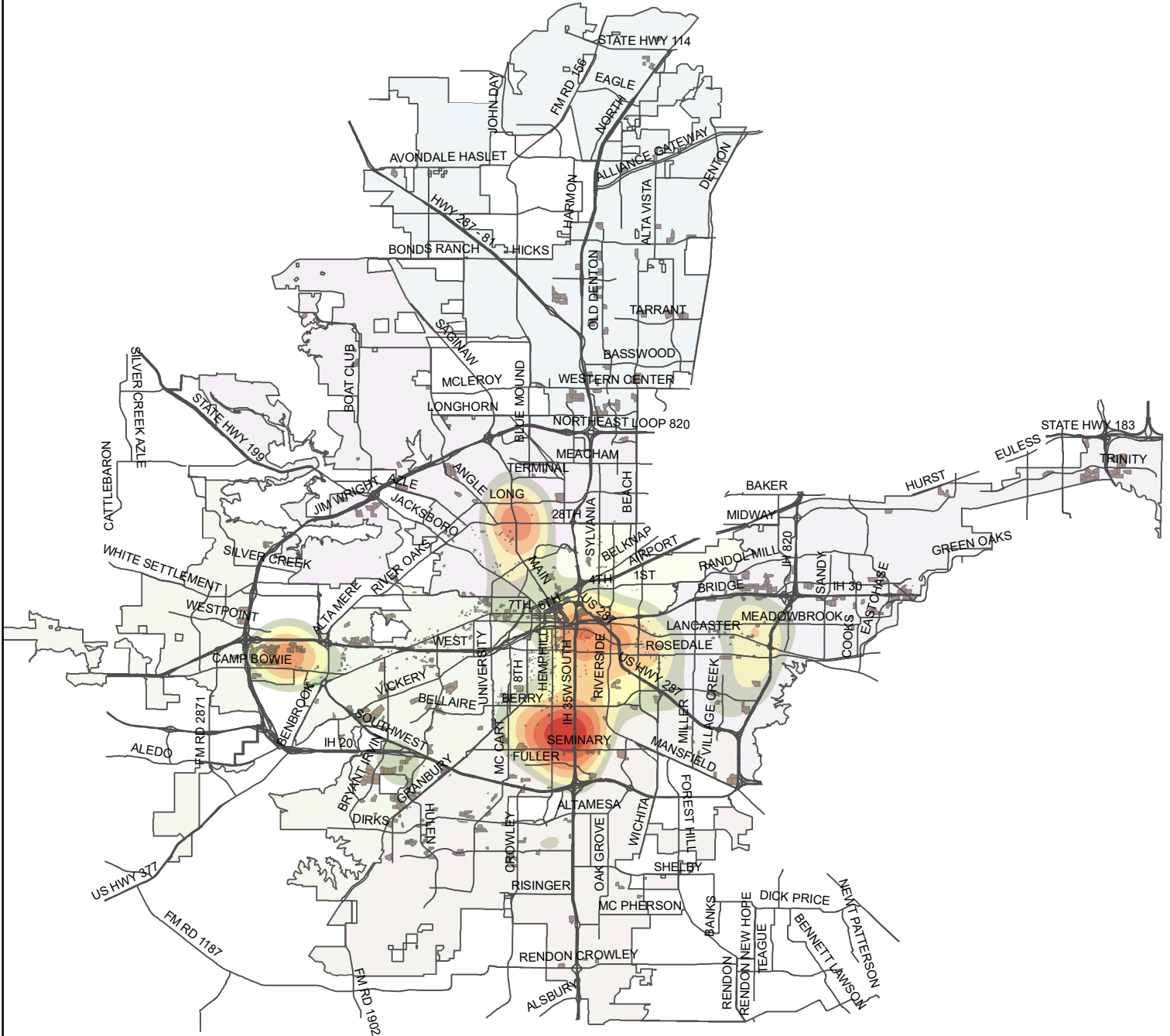


## TYPE OF FORCE

- Accidental
- Baton
- Deadly Force
- K9
- Other Weapon
- Pepper Spray
- Personal Weapon Strikes
- Pointing a Firearm
- Take Down - Injury
- Take Down - No Injury
- Taser (Arc) Display
- Taser Cartridge Fire
- Taser Display Only
- Taser Drive Stun
- Wall-pin
- Multiple Types
- APARTMENTS

# CITYWIDE USE OF FORCE

## JUNE 2023



**TYPE OF FORCE**

- APARTMENT