

City of Fort Worth Police Department Demographics

As of June 30, 2020



Civil Service Count

	Administration	Finance/ Personnel	Support	Patrol	Total by Rank
Officer	0	57	292	844	1,193
Corporal/Detective	0	14	108	120	242
Sergeant	0	13	54	129	196
Lieutenant	0	5	14	31	50
Captain	0	4	8	5	17
Commander	0	0	0	6	6
Deputy Chief	0	1	2	2	5
Assistant Chief	0	1	1	1	3
Total by Bureau	0	95	479	1,138	1,712
as of June 30, 2020					

Civil Service Vacancies

	Administration	Finance/ Personnel	Support	Patrol	Total by Rank
Officer	0	5	16	22	43
Corporal/Detective	0	0	2	2	4
Sergeant	0	1	0	3	4
Lieutenant	0	0	0	0	0
Captain	0	0	0	1	1
Commander	0	0	0	1	1
Deputy Chief	0	0	0	0	0
Assistant Chief	0	0	0	0	0
Total by Bureau	0	6	18	29	53
as of June 30, 2020					

Civil Service On Loan To

	Administration	Finance/ Personnel	Support	Patrol	Total by Rank
Officer	0	5	20	90	115
Corporal/Detective	0	1	9	14	24
Sergeant	0	2	2	4	8
Lieutenant	0	0	0	3	3
Captain	0	0	0	1	1
Commander	0	0	0	0	0
Deputy Chief	0	0	0	0	0
Assistant Chief	0	0	0	0	0
Total by Bureau	0	8	31	112	151
as of June 30, 2020					

Patrol Bureau Authorized Strength & Vacancies by Assignment

	Authorized Positions	Unit Vacancy
Patrol Bureau	27	2
Neighborhood Patrol Officers	97	0
North Command	3	0
Crisis Intervention Team	7	3
Central Division Admin	26	0
Central Division Patrol Unit	116	3
Homelessness Program (HOPE)	4	0
Bike Patrol Unit	22	1
NorthWest Division Admin	21	0
NorthWest Division Patrol Unit	92	3
West Division Admin	26	0
West Division Patrol Unit	137	0
North Division Administration	16	0
North Division Patrol Unit	86	0
ZT Grant Requirement	9	1
Northwest SRT	9	1
West SRT	9	1
Central SRT	9	1
South Command	4	0
Tactical Medic Unit	10	1
Air Support Unit	4	0
East Division Admin	26	2
East Division Patrol Unit	131	1
South Division Admin	26	0
South Division Patrol Unit	130	0
Traffic Division	3	0
Enforcement Unit	56	5
Traffic Investigations Unit	10	0
Commercial Vehicle Enforcement Unit	4	2
South SRT	9	1
East SRT	9	1
Patrol Minimum Staffing Threshold	1138	29

Support Bureau Authorized Strength & Vacancies by Assignment

	Authorized Positions	Unit Vacancy
Support Bureau	4	2
Tactical Command	3	0
Tactical Investigations Division	2	0
Narcotics Section	58	4
K9 Unit	17	1
VICE Unit	11	3
Gang Section	35	3
Tactical Operations Division	2	0
SWAT Unit & Expanded SWAT	27	0
Mounted Patrol	10	1
SEER	5	0
RTCC Grant Requirement	8	0
Tactical Intelligence Division	2	0
Dignitary Protection	6	0
Homeland Security Unit	7	0
Electronic Surveillance Unit	7	0
Intelligence Exchange Section	6	0
Criminal Intelligence Unit	11	0
Investig & Support Comm	2	0
Support Services Division	5	0
Youth Section	5	1
Crime Intervention Service Sec	2	0
Police Jail Operations Section	7	0
Criminal Investigations Div (CID)	4	0
Major Case Unit	12	0
Robbery Unit	17	0
Fugitive Unit	10	0
Homicide Unit	11	0
Sex Offender Registration/SORT	11	0
Domestic Violence Unit	14	2
Missing Persons	2	0
Sex Crimes Unit	7	0
Crimes Against Children Unit (CACU)	16	0
Crime Investigation Support Div	1	0
Fraud Unit	7	0
Commercial Auto Theft Unit	8	0
Crime Scene Unit	17	0
Digital Forensics Unit	6	0
Cold Case Program	1	0
School Resource Unit	79	1
Fleet Management	2	0
Forensics Division	0	0
Records Division	0	0
Data Collection and Reporting	0	0
Enhanced Criminal Tracking Unit	5	0
Criminal Tracking Unit	7	0
ID Unit	0	0
Property Control	0	0
Support Staffing	479	18

Finance/Personnel Bureau Authorized Strength & Vacancies by Assignment

	Authorized Positions	Unit Vacancy
Finance / Personnel		
Administration	0	0
Professional Standards	1	0
Internal Affairs Unit	12	0
Spec Investigations Unit	8	0
Public Relations Office	6	0
Communications	1	0
Training Division	14	1
Weapons	14	2
Background Unit	14	1
Advanced Training Unit	12	2
Reality Based Training Unit	3	0
Finance/Personnel Bureau	8	0
Training	2	0
Finance/Personnel Staffing	95	6

Department Totals:

	Authorized Positions	Unit Vacancy
Patrol Minimum Staffing Threshold	1138	29
Support Staffing	479	18
Finance/Personnel Staffing	95	6
Department Total Staffing/Vacancies	1712	53

Police Department Demographics by Classification, Gender, & Race/Ethnicity:

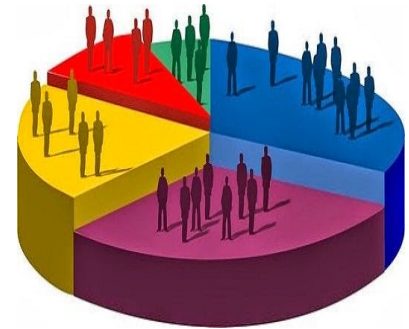
All PD Gender & Race/Ethnicity

Female
Male

Male = 75%
Female = 25%

WHITE = 61%
HISP/LAT = 23%
AFR AMER/BLK = 12%
ASIAN = 2%
2 OR MORE = 1%
AMER IND/AK NAT = 0.9%
NAT HI/PAC ISL = 0.1%
NON SPECIFIED = 0.1%

NON SPECIFIED NAT HI/PAC ISL AMER IND/AK NAT 2 OR MORE ASIAN AFR AMER/BLK HISP/LAT WHITE



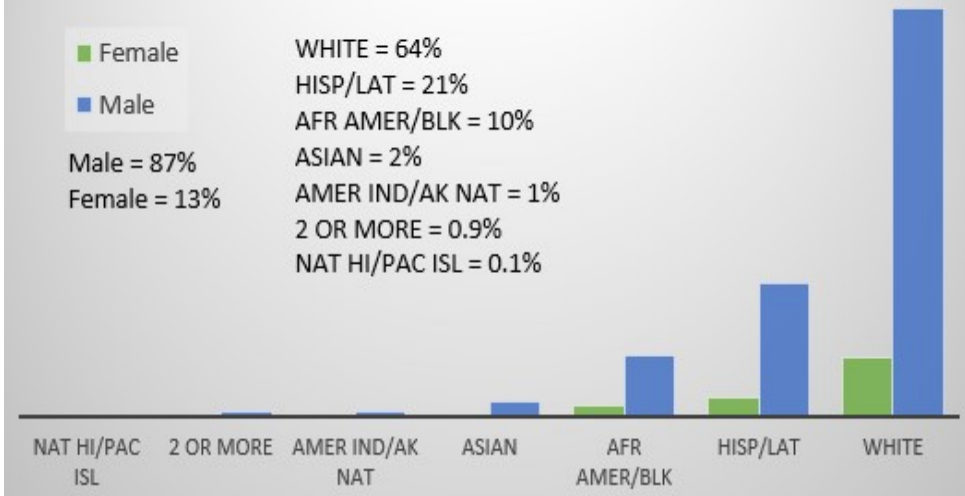
All PD Sworn Gender & Race/Ethnicity

Female
Male

Male = 87%
Female = 13%

WHITE = 64%
HISP/LAT = 21%
AFR AMER/BLK = 10%
ASIAN = 2%
AMER IND/AK NAT = 1%
2 OR MORE = 0.9%
NAT HI/PAC ISL = 0.1%

NAT HI/PAC ISL 2 OR MORE AMER IND/AK NAT ASIAN AFR AMER/BLK HISP/LAT WHITE



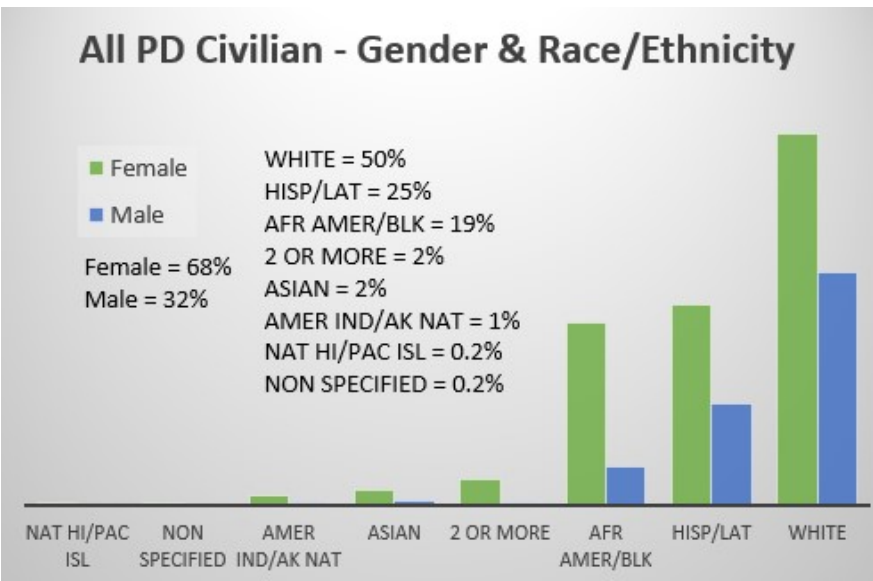
All PD Civilian - Gender & Race/Ethnicity

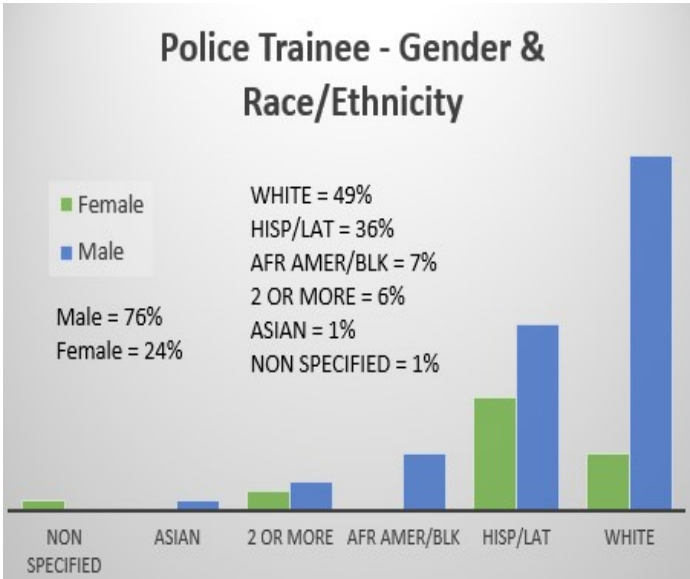
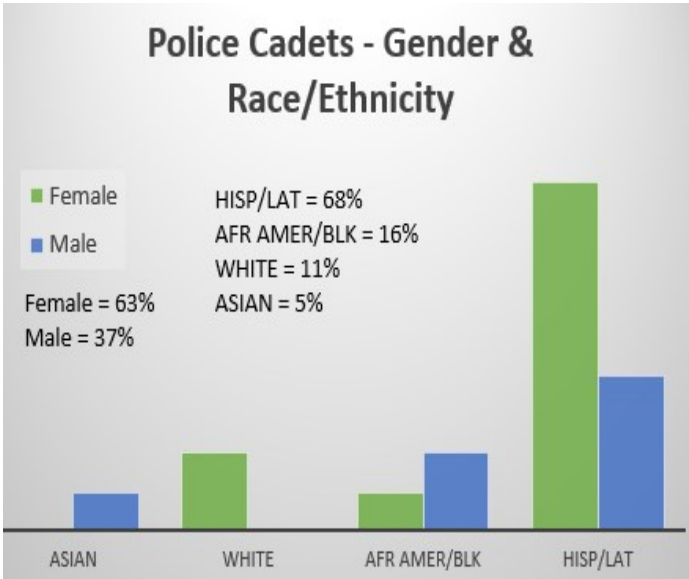
Female
Male

Female = 68%
Male = 32%

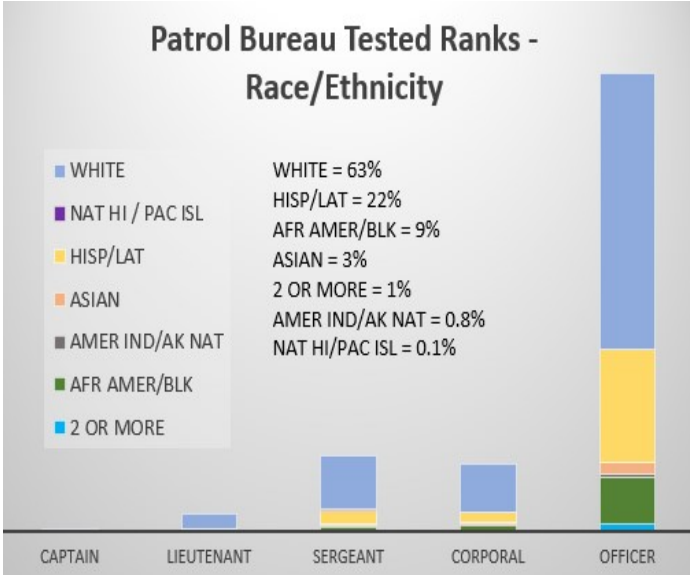
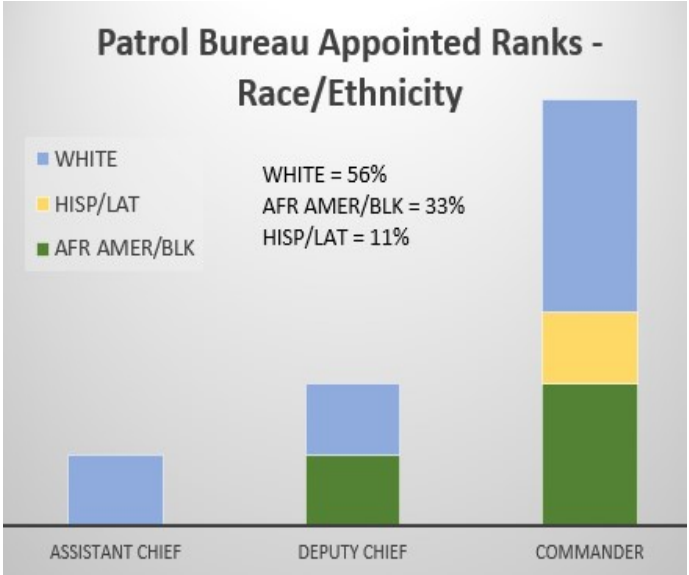
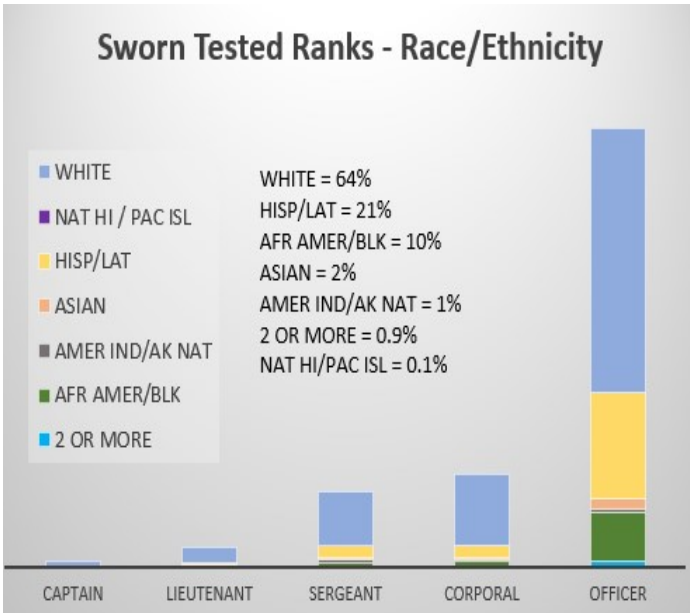
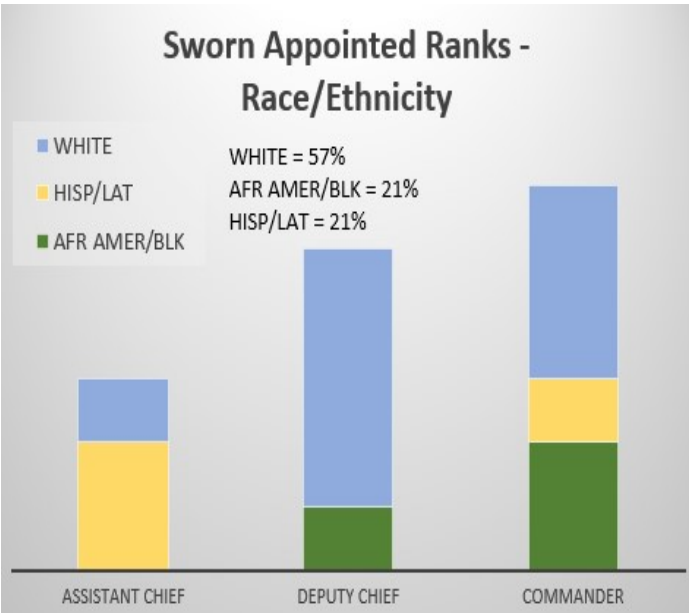
WHITE = 50%
HISP/LAT = 25%
AFR AMER/BLK = 19%
2 OR MORE = 2%
ASIAN = 2%
AMER IND/AK NAT = 1%
NAT HI/PAC ISL = 0.2%
NON SPECIFIED = 0.2%

NAT HI/PAC ISL NON SPECIFIED AMER IND/AK NAT ASIAN 2 OR MORE AFR AMER/BLK HISP/LAT WHITE

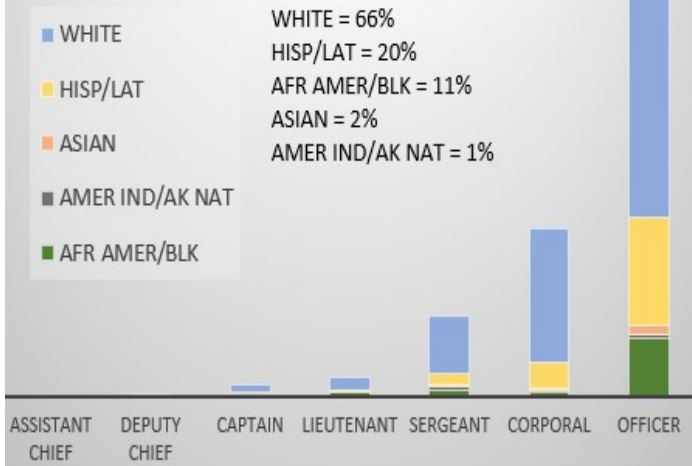




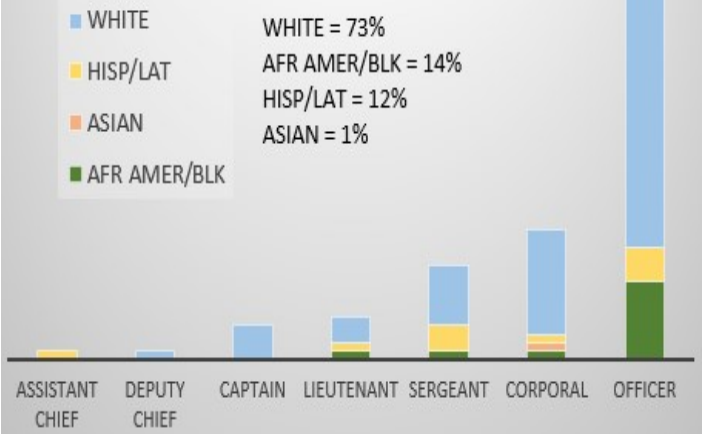
Sworn Demographics by Rank and Assignment:



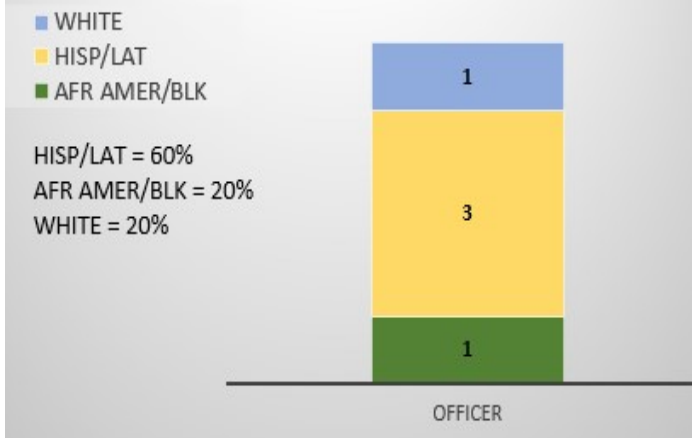
Support Bureau - Race/Ethnicity



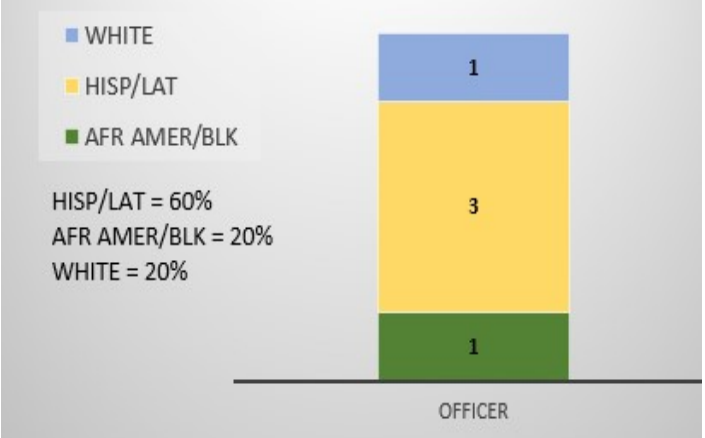
Finance & Personnel Bureau - Race/Ethnicity



Police Administration

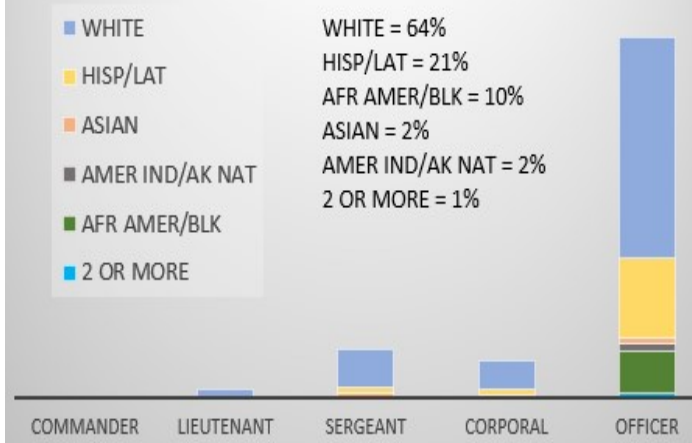


Public Relations Office

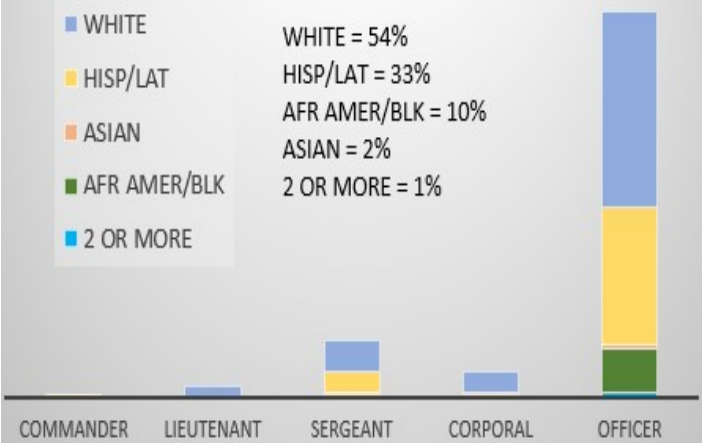


Sworn Patrol Bureau Divisions/Sections/Units/Programs:

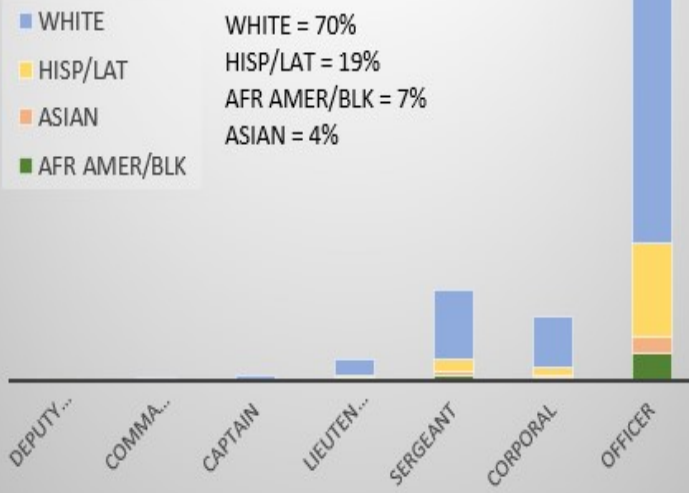
Patrol West Division



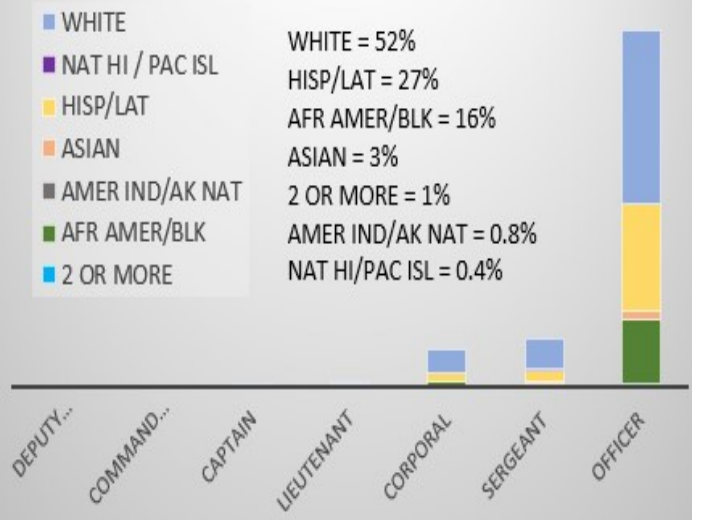
Patrol Northwest Division



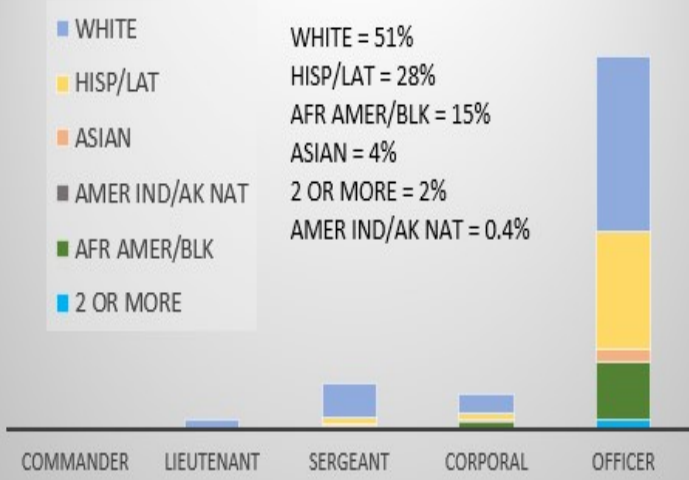
Patrol North Division



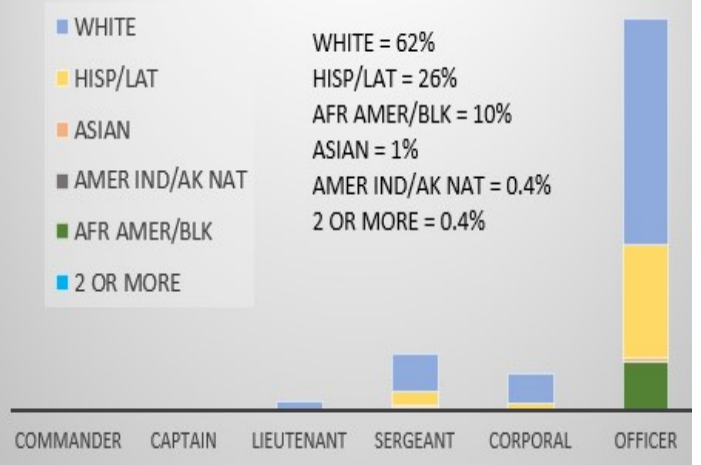
Patrol South Division



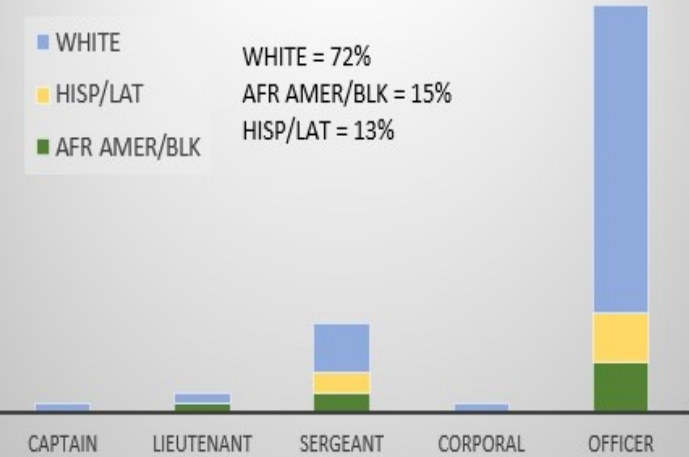
Patrol East Division



Patrol Central Division



Traffic Division



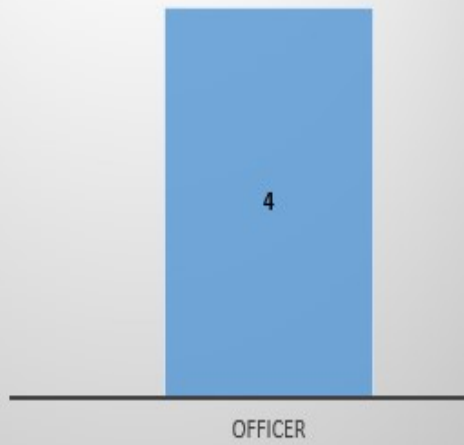
Tactical Medic Unit



Air Support Unit

WHITE

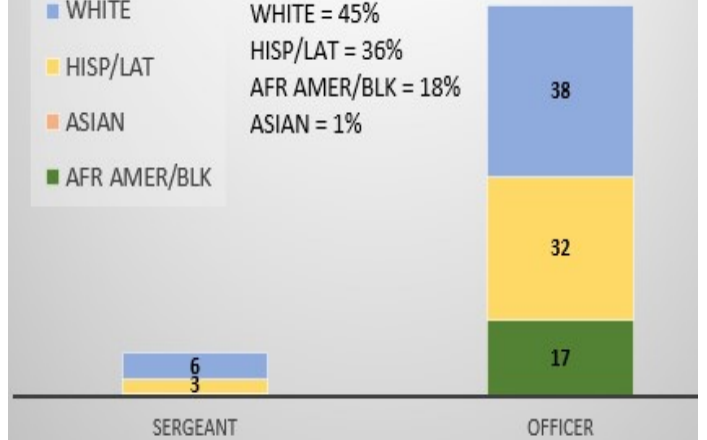
WHITE = 100%



Neighborhood Patrol Officers

WHITE
HISP/LAT
ASIAN
AFR AMER/BLK

WHITE = 45%
HISP/LAT = 36%
AFR AMER/BLK = 18%
ASIAN = 1%



Community Operations Section

WHITE
HISP/LAT

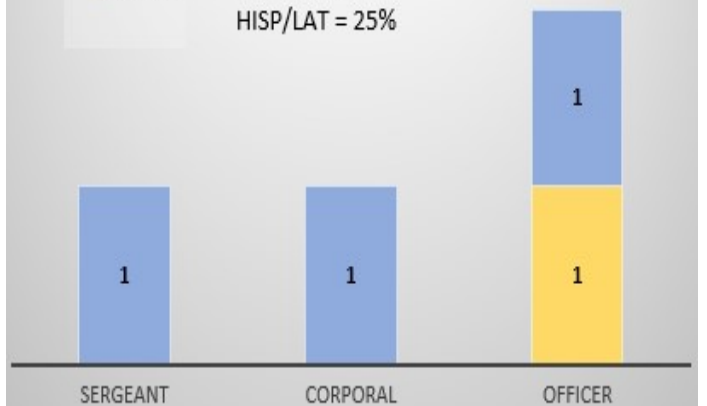
WHITE = 83%
HISP/LAT = 17%



Homeless Program (HOPE)

WHITE

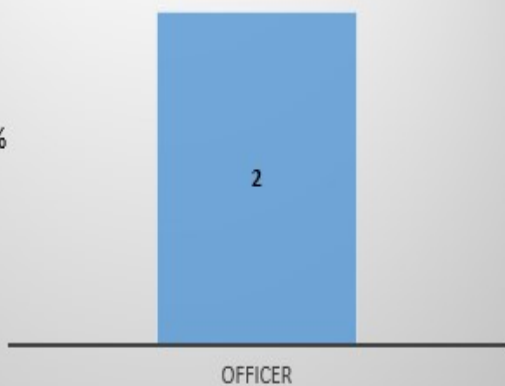
WHITE = 75%
HISP/LAT = 25%



Mental Health/Crisis Intervention

WHITE

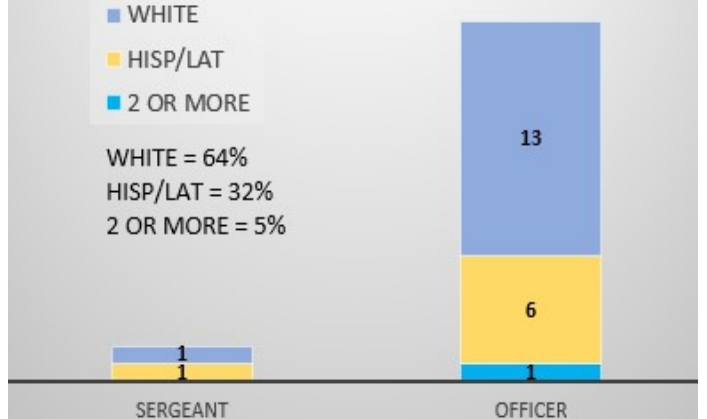
WHITE = 100%



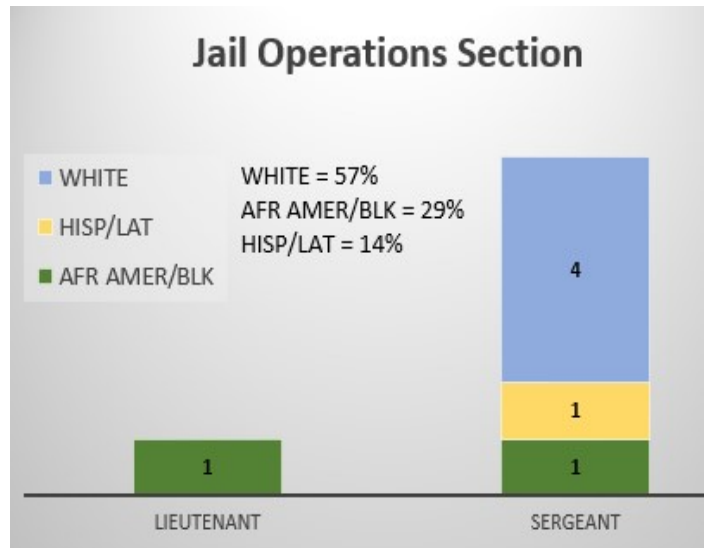
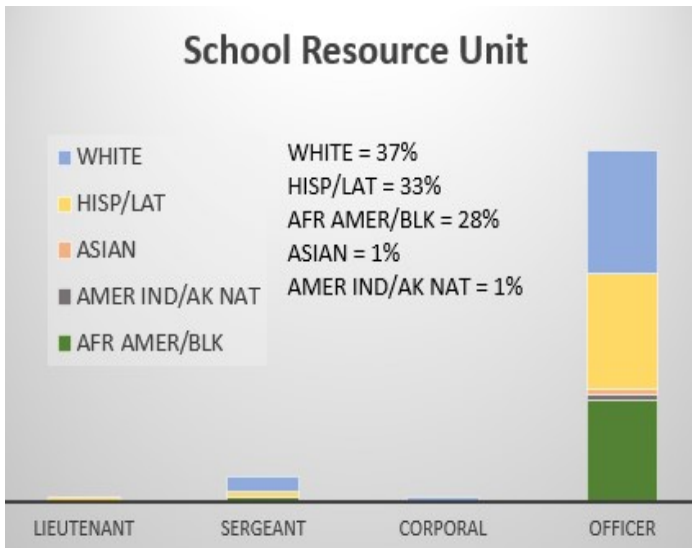
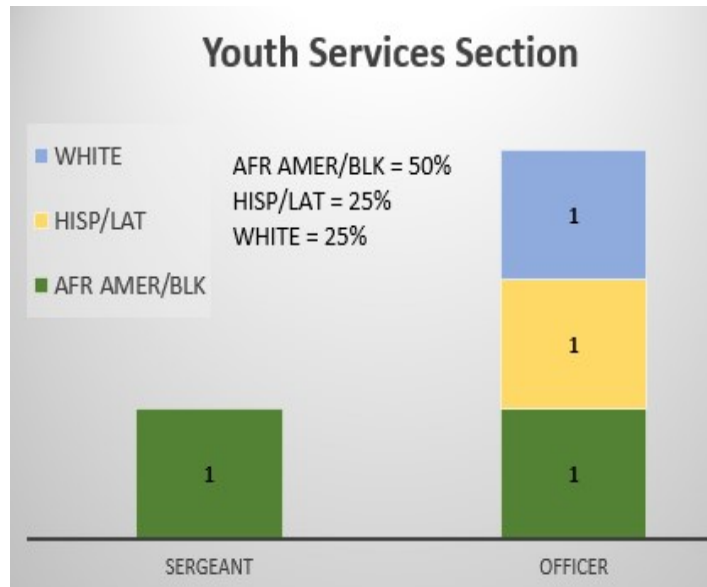
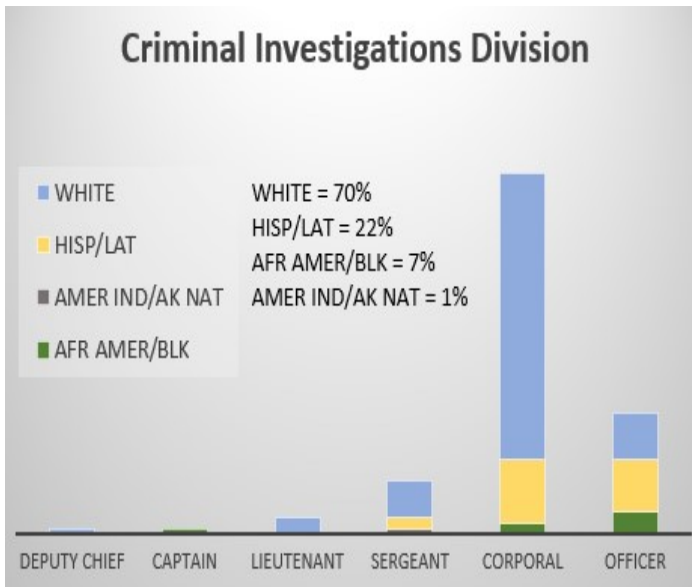
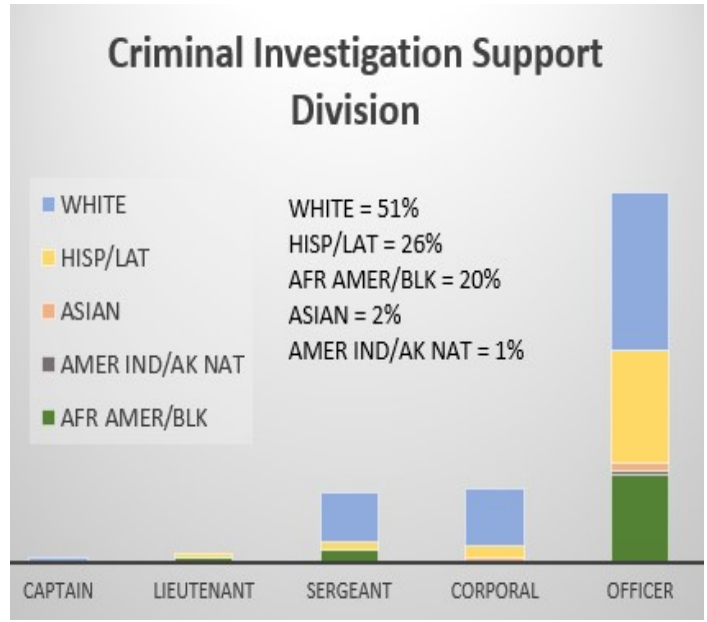
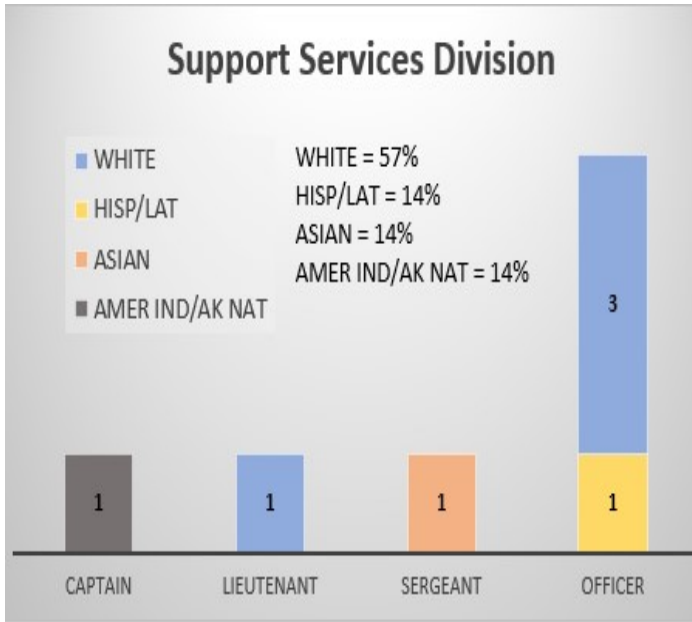
Bike Patrol Unit

WHITE
HISP/LAT
2 OR MORE

WHITE = 64%
HISP/LAT = 32%
2 OR MORE = 5%



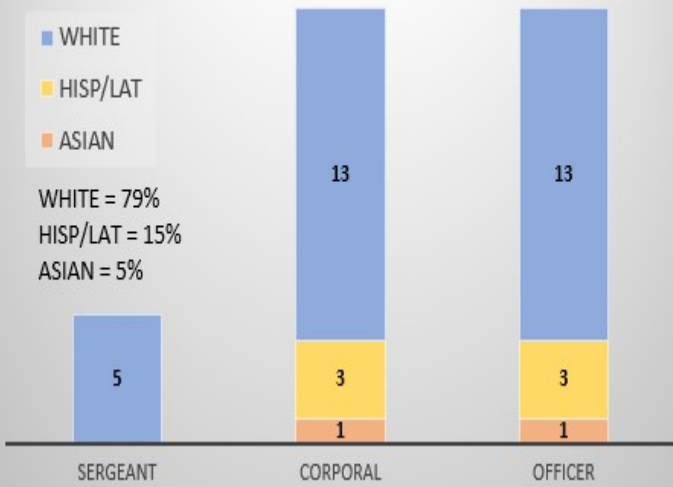
Sworn Support Bureau Divisions/Sections/Units:



Forensics/Economic Crimes Section

- WHITE
- HISP/LAT
- ASIAN

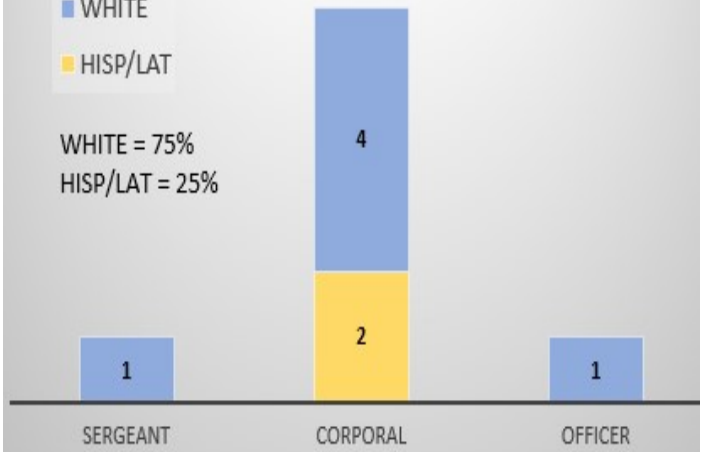
WHITE = 79%
 HISP/LAT = 15%
 ASIAN = 5%



Fraud Unit

- WHITE
- HISP/LAT

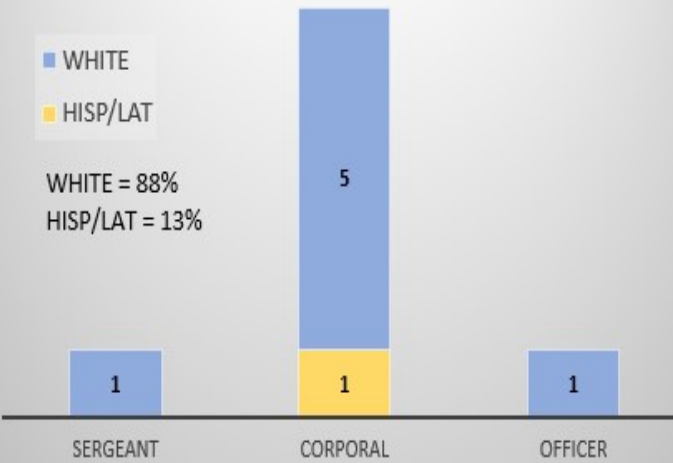
WHITE = 75%
 HISP/LAT = 25%



Commercial Auto Theft Unit

- WHITE
- HISP/LAT

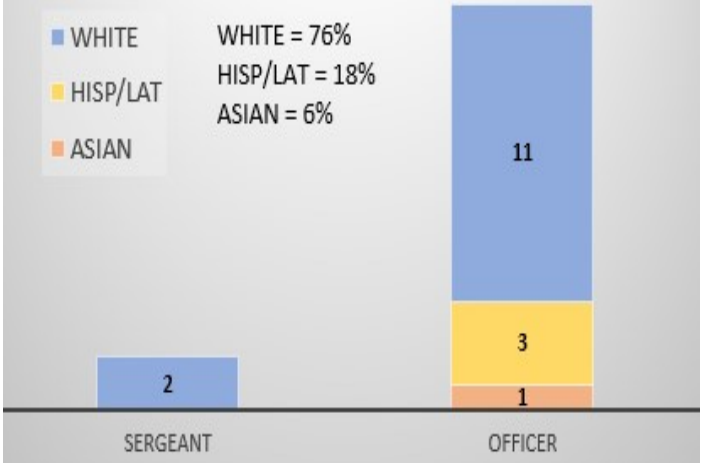
WHITE = 88%
 HISP/LAT = 13%



Crime Scene Unit

- WHITE
- HISP/LAT
- ASIAN

WHITE = 76%
 HISP/LAT = 18%
 ASIAN = 6%



Digital Forensic Unit

- WHITE
- ASIAN

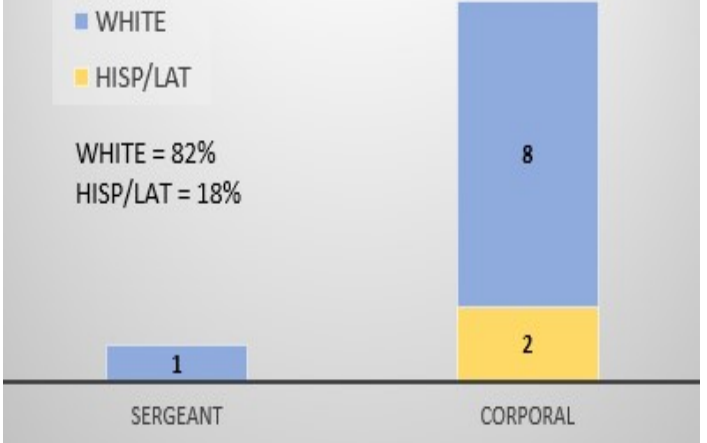
WHITE = 83%
 ASIAN = 17%

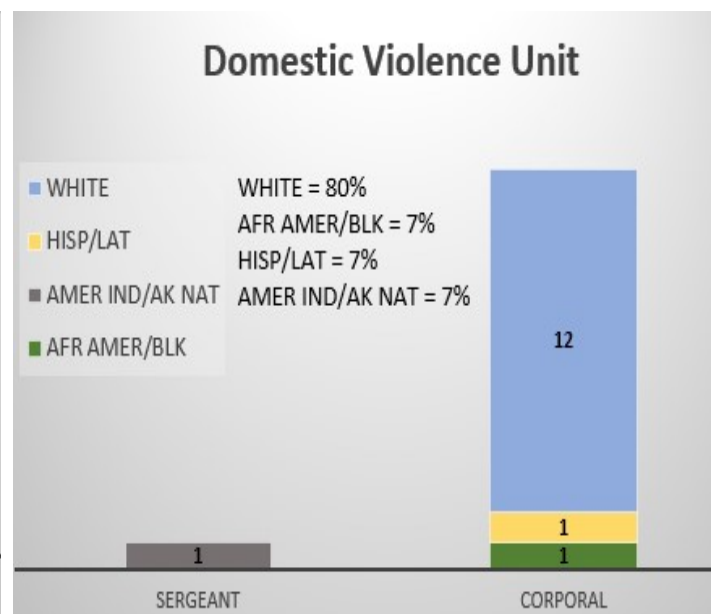
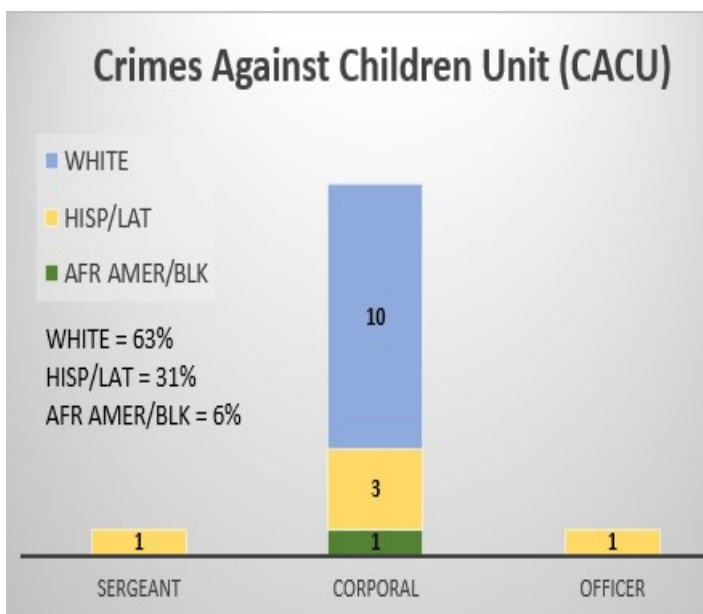
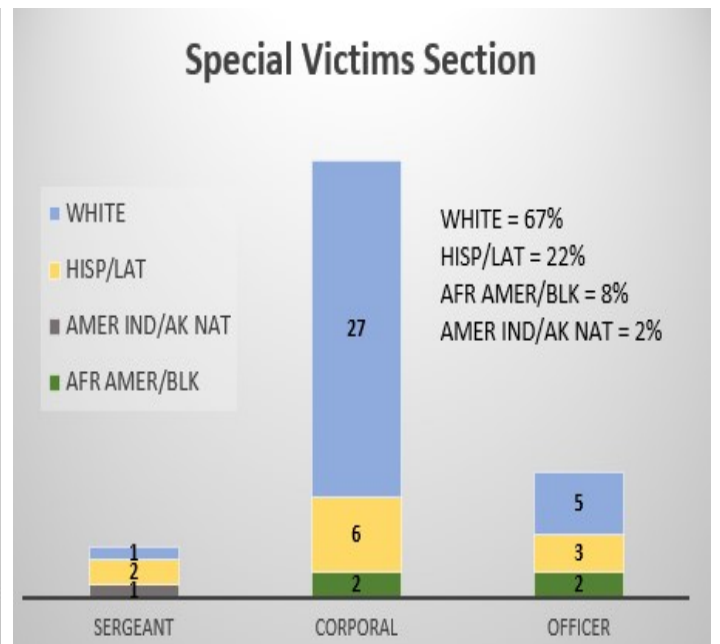
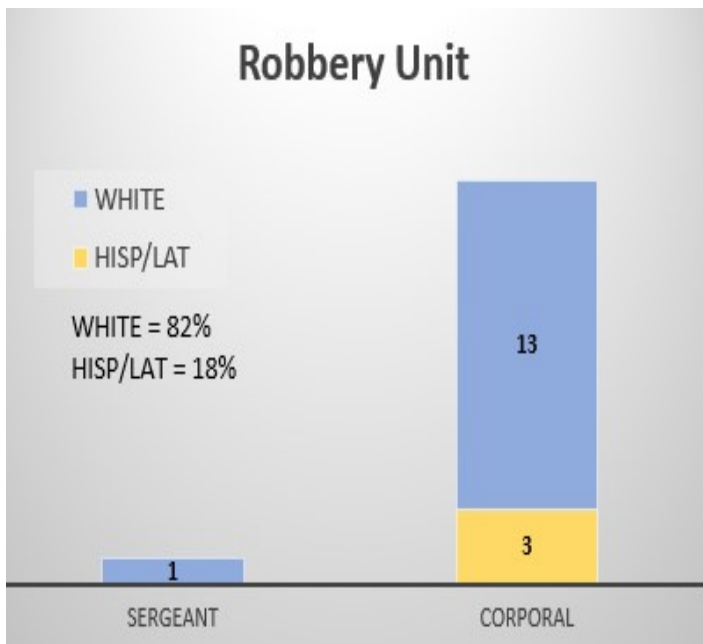
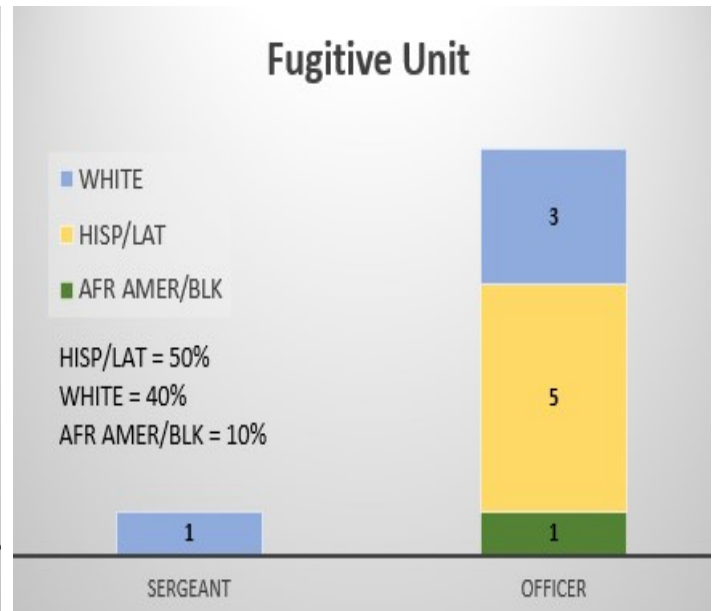
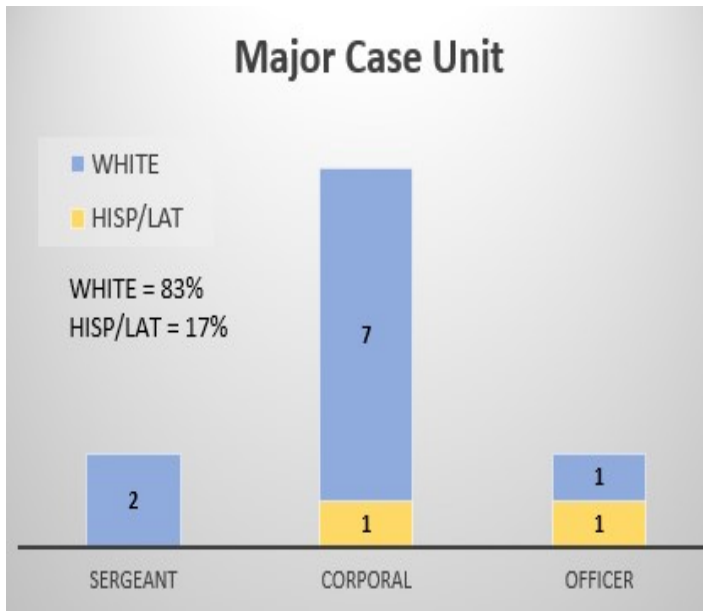


Homicide Unit

- WHITE
- HISP/LAT

WHITE = 82%
 HISP/LAT = 18%





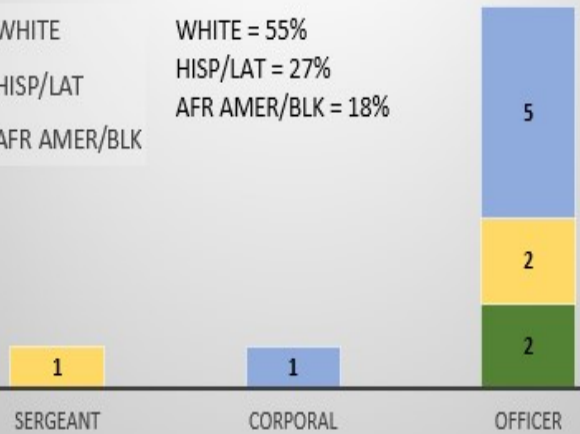
Sexual Assault Unit

■ WHITE
■ HISP/LAT
 WHITE = 71%
 HISP/LAT = 29%



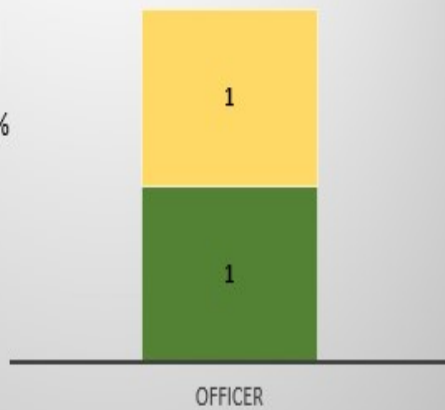
Sex Offender Registration/SORT

■ WHITE
■ HISP/LAT
■ AFR AMER/BLK
 WHITE = 55%
 HISP/LAT = 27%
 AFR AMER/BLK = 18%



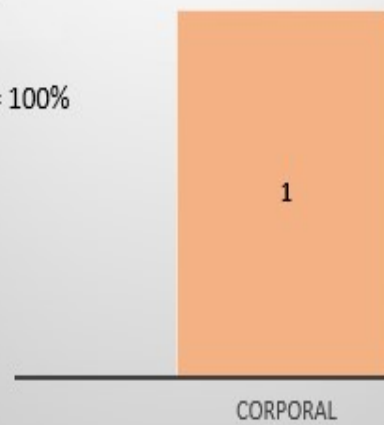
Missing Persons

■ HISP/LAT
■ AFR AMER/BLK
 AFR AMER/BLK = 50%
 HISP/LAT = 50%



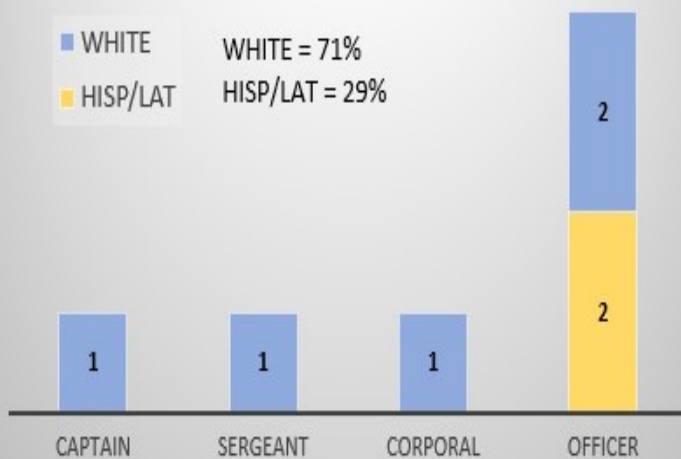
Cold Case Program

■ ASIAN
 ASIAN = 100%



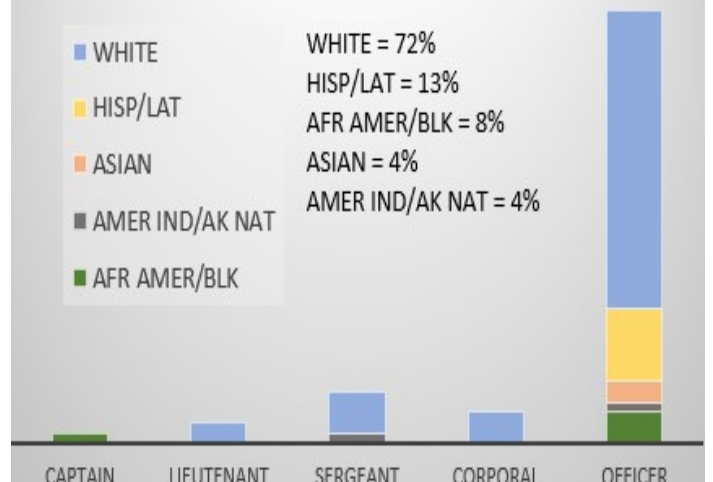
Fleet Services Division

■ WHITE
■ HISP/LAT
 WHITE = 71%
 HISP/LAT = 29%

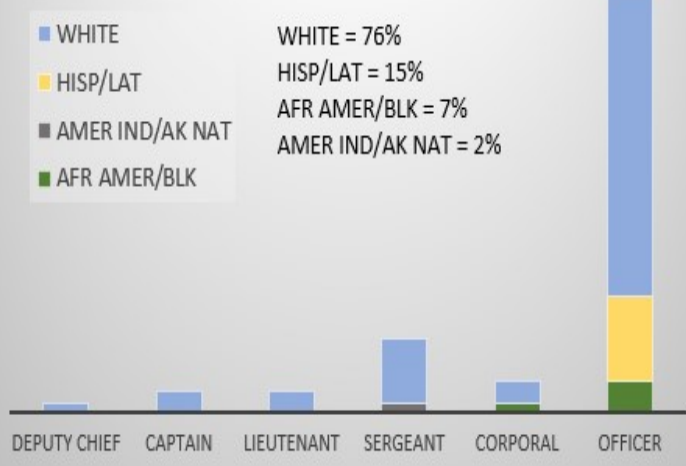


Tactical Operations Division

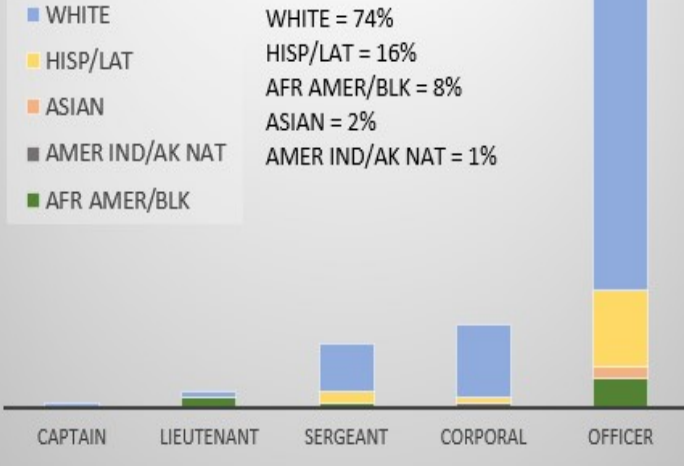
■ WHITE
■ HISP/LAT
■ ASIAN
■ AMER IND/AK NAT
■ AFR AMER/BLK
 WHITE = 72%
 HISP/LAT = 13%
 AFR AMER/BLK = 8%
 ASIAN = 4%
 AMER IND/AK NAT = 4%



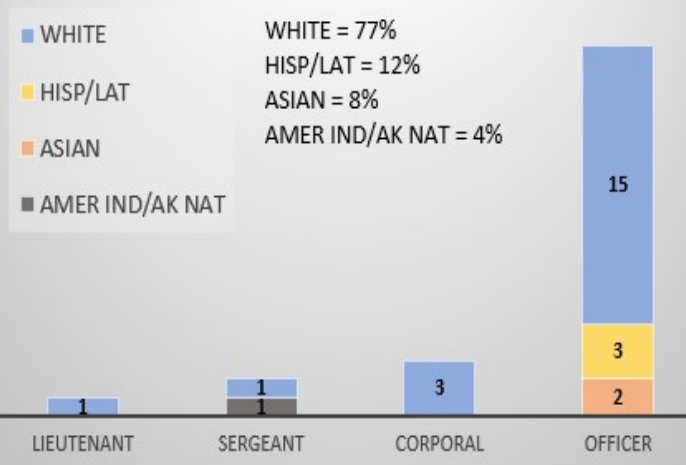
Tactical Intelligence Division



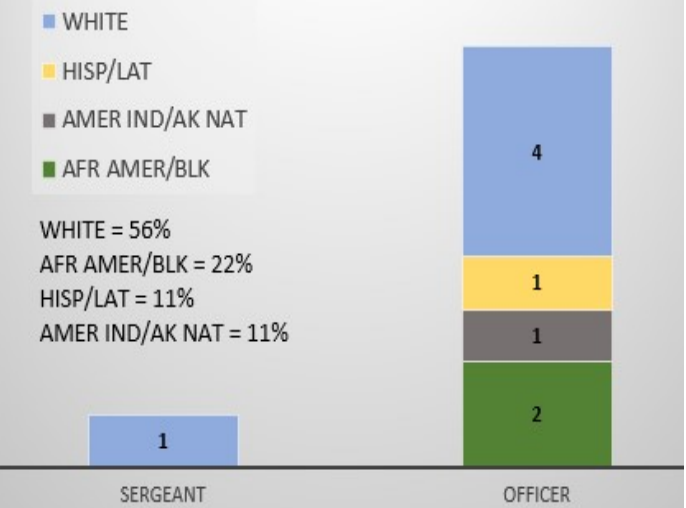
Tactical Investigations Division



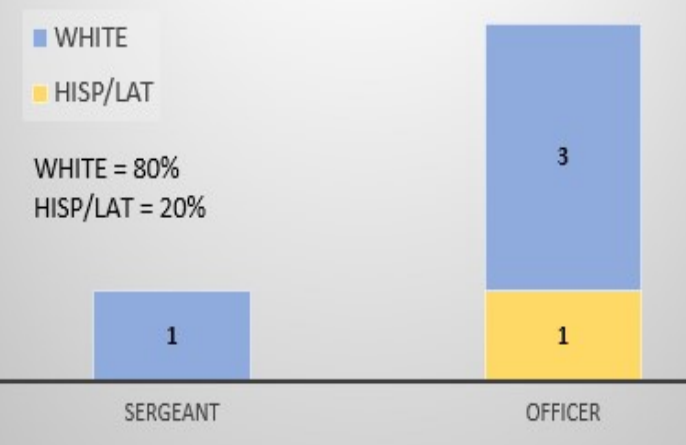
SWAT Section



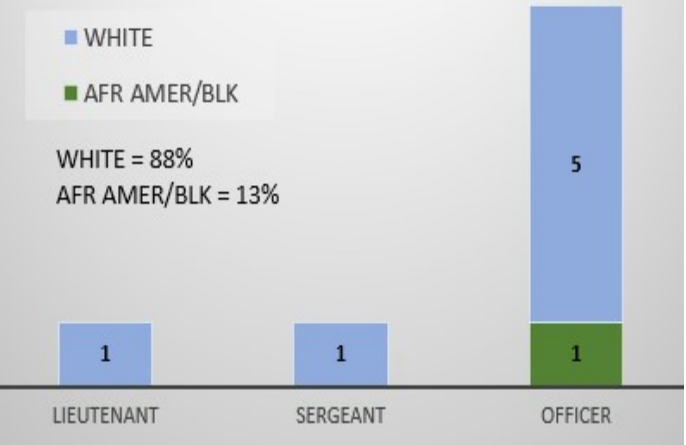
Mounted Patrol Unit



Special Events & Emergency Response (SEER)

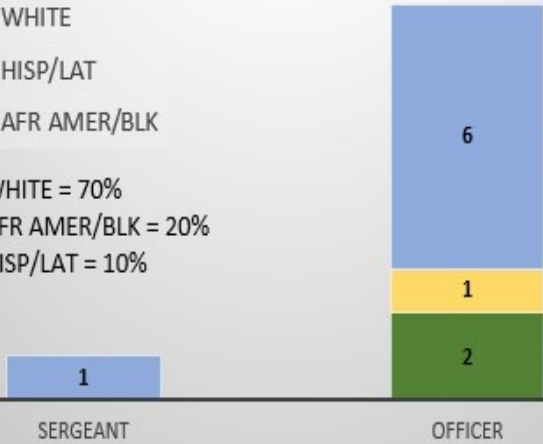


Intelligence Exchange Section



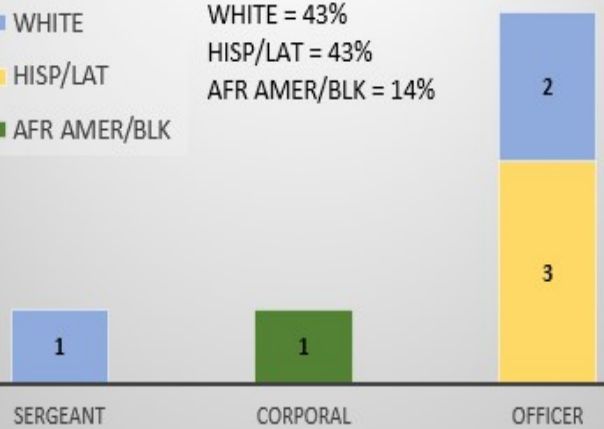
Real Time Crime Center (RTCC)

■ WHITE
 ■ HISP/LAT
 ■ AFR AMER/BLK
 WHITE = 70%
 AFR AMER/BLK = 20%
 HISP/LAT = 10%



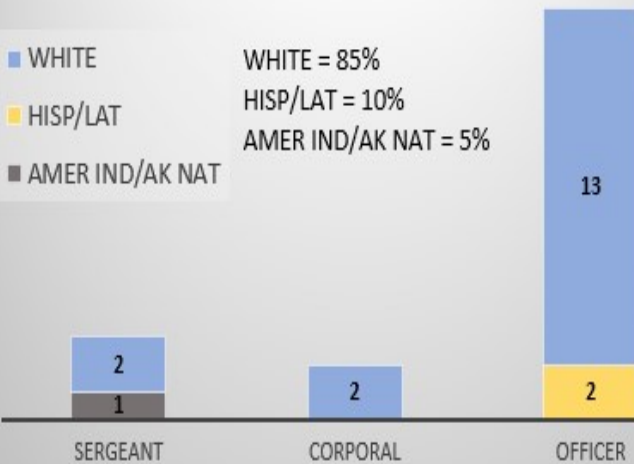
Homeland Security Unit

■ WHITE
 ■ HISP/LAT
 ■ AFR AMER/BLK
 WHITE = 43%
 HISP/LAT = 43%
 AFR AMER/BLK = 14%



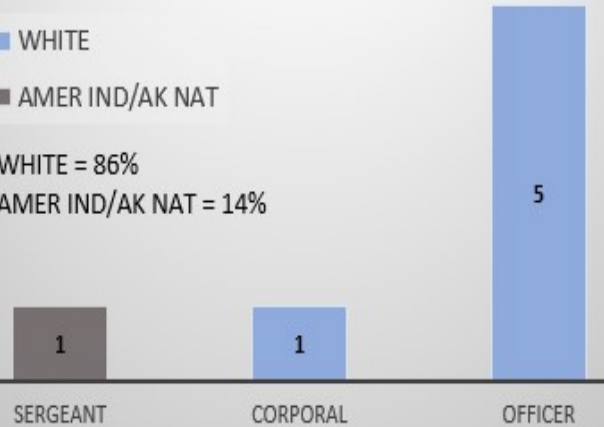
Intelligence Section

■ WHITE
 ■ HISP/LAT
 ■ AMER IND/AK NAT
 WHITE = 85%
 HISP/LAT = 10%
 AMER IND/AK NAT = 5%



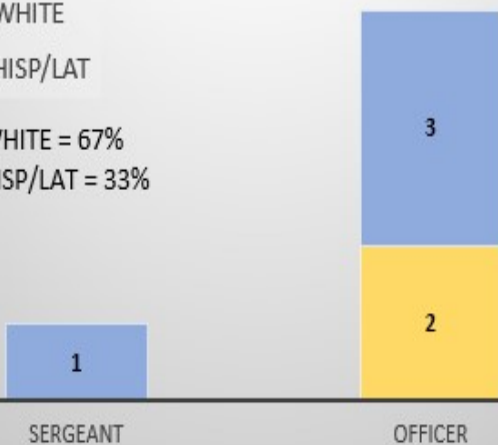
Electronic Surveillance Unit

■ WHITE
 ■ AMER IND/AK NAT
 WHITE = 86%
 AMER IND/AK NAT = 14%



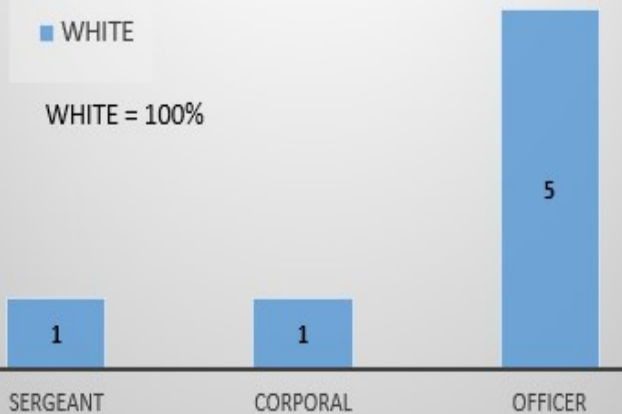
Dignitary Protection Unit

■ WHITE
 ■ HISP/LAT
 WHITE = 67%
 HISP/LAT = 33%

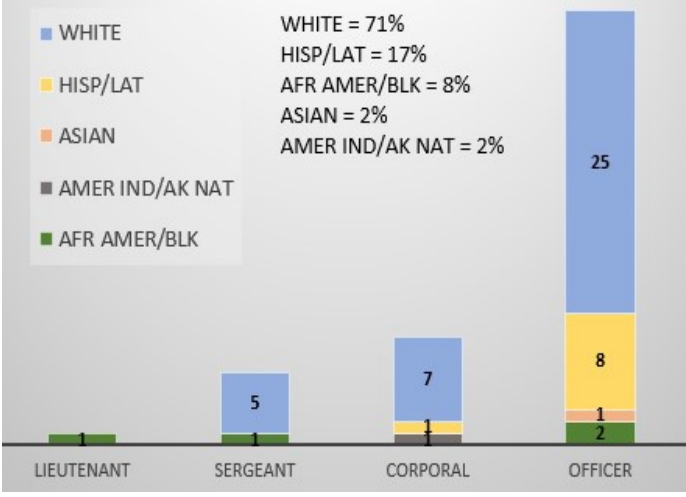


Criminal Tracking Unit

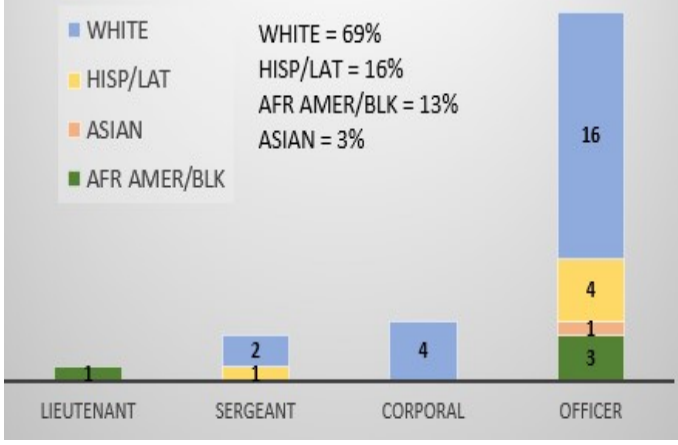
■ WHITE
 WHITE = 100%



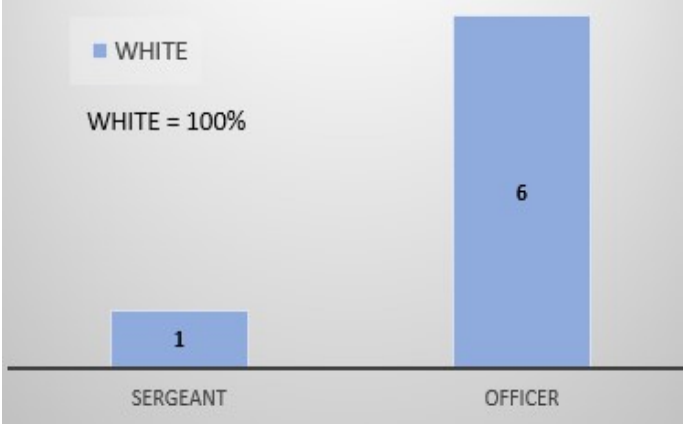
Narcotics Section



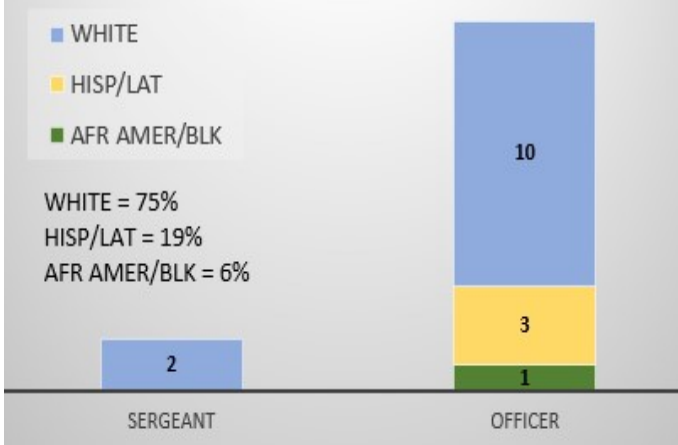
Gang Section



Vice Section

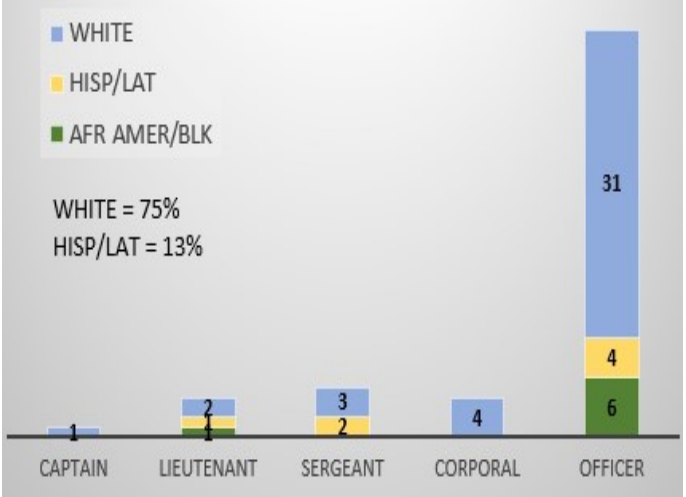


K-9 Unit

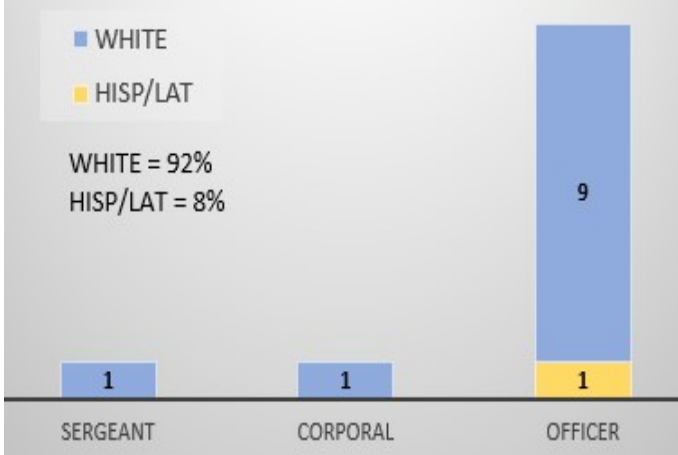


SWORN FINANCE/PERSONNEL BUREAU DIVISIONS/SECTIONS/UNITS?

Training Division

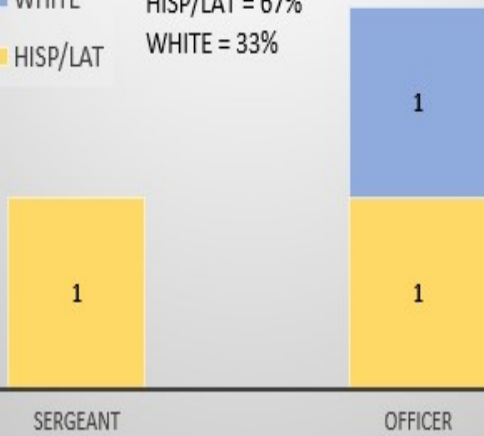


Weapons Unit



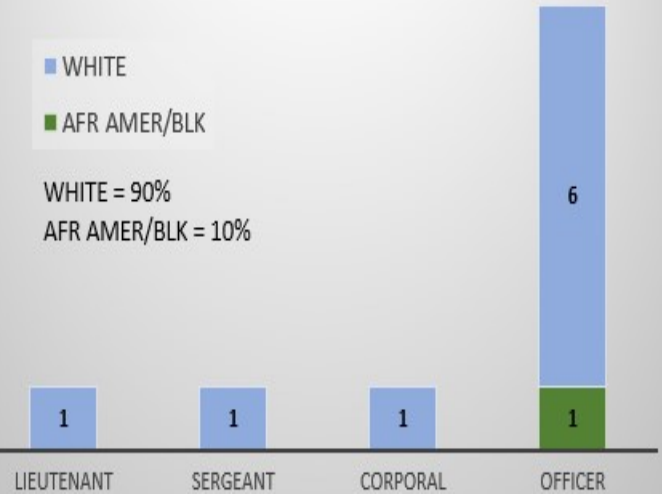
Reality Based Training Unit

■ WHITE
■ HISP/LAT
 HISP/LAT = 67%
 WHITE = 33%



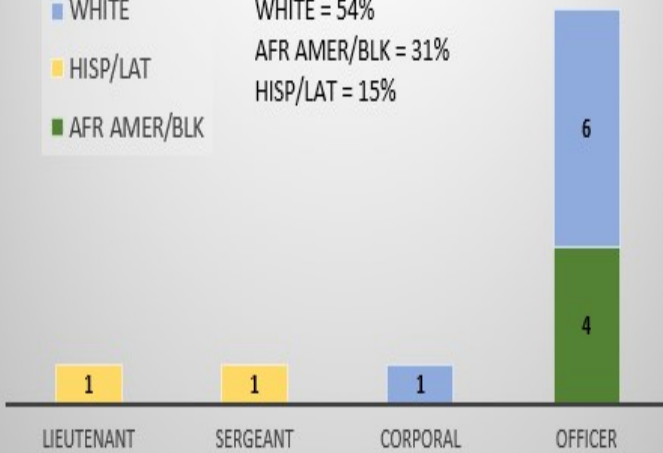
Advanced Training Unit

■ WHITE
■ AFR AMER/BLK
 WHITE = 90%
 AFR AMER/BLK = 10%



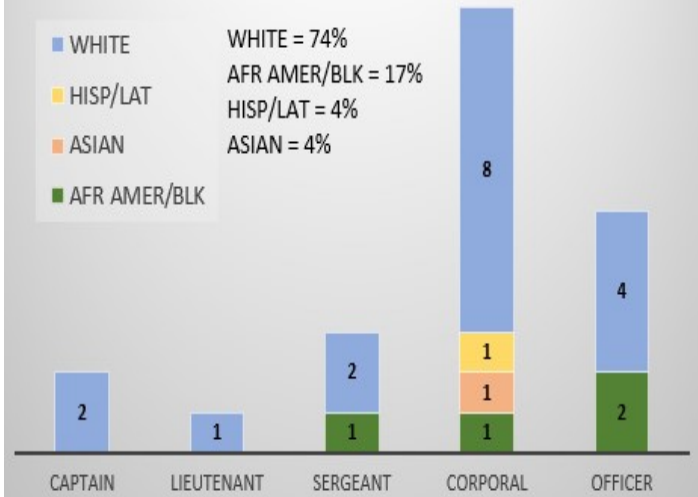
Backgrounds Unit

■ WHITE
■ HISP/LAT
■ AFR AMER/BLK
 WHITE = 54%
 AFR AMER/BLK = 31%
 HISP/LAT = 15%



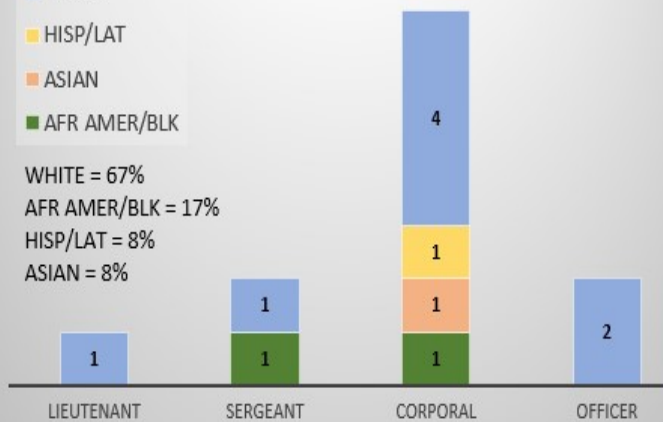
Professional Standards Division

■ WHITE
■ HISP/LAT
■ ASIAN
■ AFR AMER/BLK
 WHITE = 74%
 AFR AMER/BLK = 17%
 HISP/LAT = 4%
 ASIAN = 4%



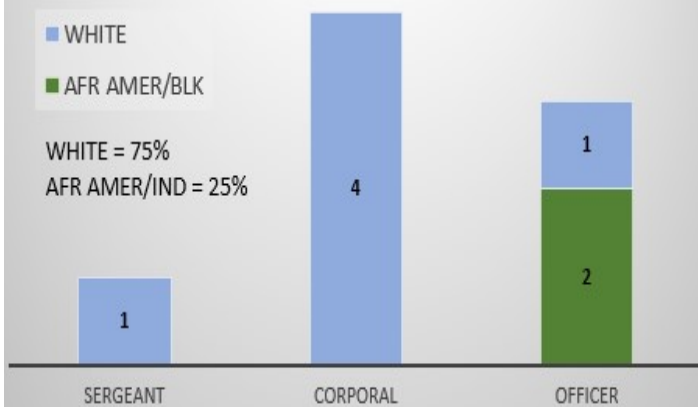
Internal Affairs Section

■ WHITE
■ HISP/LAT
■ ASIAN
■ AFR AMER/BLK
 WHITE = 67%
 AFR AMER/BLK = 17%
 HISP/LAT = 8%
 ASIAN = 8%



Special Investigations Unit

■ WHITE
■ AFR AMER/BLK
 WHITE = 75%
 AFR AMER/IND = 25%



- Data is as of June 30, 2020 (reports ran July 4, 2020 to ensure processing was completed—as such, data does include changes through this effective date).
- Data reflects information made available to the Police Employment Services Section.
- On-loan assignments are included in the count for the reporting locations; not the officer's home location.
- Percentages will not always add to 100% - not rounded up beyond two decimals unless less than 1%.
- Due to Division/Section/Unit re-organization or re-structuring, assignment area names may have changed since the last quarterly report.
- Not all Divisions, Sections, and Units have their own budget, so employees may show reporting differently than assigned in order to manage funds more effectively (i.e. a lieutenant who leads a Section may show in the Division data due to budgeted assignment).
- Counts have been added to smaller assignment locations to give context to the percentages.
- "Tested" Ranks refers to Civil Service (Sworn) levels which require advancement through an exam process and eligibility on the promotional list for the higher rank.